


2016
2019

The Annual Report on Financial Management

of the University of South Bohemia
in České Budějovice
for 2019



Jihočeská univerzita
v Českých Budějovicích
University of South Bohemia
in České Budějovice



Jihočeská univerzita
v Českých Budějovicích
University of South Bohemia
in České Budějovice

The University of South Bohemia in České Budějovice

The Annual Report on Financial Management for 2019

The Annual Report on Financial Management of the University of South Bohemia in České Budějovice for 2019 is submitted by:

Prof. PhDr. Bohumil Jiroušek, Dr.
Rector

Prepared by: Ing. Jiřina Valentová, Bursar

TABLE OF CONTENTS

1	Introduction	7
2	Annual Financial Statement	9
2.1	Balance sheet	9
2.2	Profit and loss statement	9
2.3	Cash flow statement.....	12
2.4	Additional information pursuant to Section 21 of the Act No. 563/1991 Coll.....	12
2.5	Notes to the financial statement	13
2.6	Audit opinion	13
3	Cost-benefit analysis	14
3.1	Higher education institution (excl. D&R)	14
3.1.1	Contribution and subsidies from public sources	14
3.1.2	Institution's own income in the core and ancillary activity	19
3.1.3	Expenses in the core and ancillary activity	21
3.2	Dormitories and refectories.....	23
4	Development and balance of funds	25
5	Overview of assets and liabilities	27
6	Conclusion	31
6.1	Control and audit activities.....	31
6.1.1	Internal control and audit activity	31
6.1.2	External audit activity in financial management.....	31
6.2	USB financing in 2019	32

Tables (mandatory structure for PHEI)

1	Balance sheet for 2019
2	Profit and loss statement for 2019 (USB)
2.a	Profit and loss statement for 2019 (USB excluding D&R)
2.b	Profit and loss statement for 2019 (Dormitories and refectories)
3	Net profit for 2019
5	Public sources of financing of PHEI in 2019: resources provided and resources used
5.a	Financing of education and scientific, research, development and innovation, artistic and other creative activity (excluding resources provided for programme financing, operational programmes and R&D)
5.b	Research and development financing (excluding resources provided for operational programmes of the EU)
5.c	Financing of programmes of asset regeneration
5.d	Financing of programmes of structural funds
6	Overview of selected incomes for 2019
7	Earnings from fees and payments for other activities provided by the higher education institution in 2019
8	Staff members and appropriation of salaries in 2019
9	Scholarships, bursaries and grants for 2019
10.a	Non-capital expenses and income - the area of catering
10.b	Non-capital expenses and income - the area of accommodation
11	Funds for 2019 and the proposal of allocation to funds in the following year
11.a	Reserve fund
11.b	Capital assets regeneration fund
11.c	Scholarship fund
11.d	Fund for bonuses
11.e	Fund for earmarked financial resources
11.f	Social fund
11.g	Fund of operational resources
12	Notes to the financial statement of the USB for 2019
13	List of buildings and premises under a lease
14	Independent Audit Report

List of abbreviations and acronyms

1 Introduction

The University of South Bohemia in České Budějovice was established by the Act No. 314/1991 Coll., and its registered seat is at Branišovská 1645/31a, 370 05 České Budějovice.

In 2019, there were eleven economic sub-units managing their economic affairs within the University of South Bohemia in České Budějovice (see table 1.1.):

Tab. 1.1 Constituent parts of the University of South Bohemia

Name	Abbreviation
Faculty of Economics	(FE)
Faculty of Arts	(FoA)
Faculty of Fisheries and the Protection of Waters	(FFPW)
Faculty of Education	(FE _d)
Faculty of Science	(FSc)
Faculty of Theology	(FT)
Faculty of Health and Social Sciences	(FHSS)
Faculty of Agriculture	(FA)
Dormitories and Refectories	(D&R)
Pre-school facilities	(PF)
Rectorate	(REC)

The economic management of the USB is monitored separately in the information system iFIS by cost centres within the abovementioned constituent parts. Furthermore, it is monitored by other attributes such as "operation, order", its type and financing source, according to the need of differentiation, monitoring and evaluating records and the use of funds.

December 31 is the balance sheet day and March 3, 2020, constitutes the moment of preparation of the Financial Statement.

The basic legislative framework of economic management of the USB is founded upon standard legal norms, which are the Act No. 111/1998 Coll. on Higher Education Institutions (hereinafter as the "Higher Education Act") and the Act No. 130/2002 Coll. on the support of research, experimental development and innovation.

The University of South Bohemia keeps double-entry bookkeeping in accordance with the Act No. 563/1991 Coll., as amended, Decree No. 504/2002 Coll., as amended, and Czech Accounting Standards No. 401-413.

The ancillary activity, which is performed in accordance with the Higher Education Act is performed on the basis of trade licences issued by the Trade Licencing Office of the Municipal Authority of the city of České Budějovice.

The budget breakdown of higher education institutions for 2019 from the Ministry of Education, Youth and Sports (MEYS) stemmed from the Rules for Providing Contributions and Subsidies to Public Higher Education Institutions by the Ministry of Education, Youth and Sports (<http://www.msmt.cz/vzdelavani/vysoke-skolstvi/pravidla-pro-poskytovani-prispevku-a-dotaci-verejnym-vysokym-6>), which are the principal document influencing the financial management of the USB (hereinafter as the "Rules").

The contribution for education activity is allocated according to the extent and economic difficulty of performances of PHEI for so-called fixed portion and output of PHEI activity and its quality for the performance portion.

The fixed portion stems from quantification of performances with a priority focus on the number of students and the financial demands of the accredited degree programmes and it is the stabilising element of PHEI budgets.

The performance portion is dependent on the results of education and creative activity and for comparison of quality and performances PHEIs are divided into 4 segments, in which, only in the given segment, the achieved values of individual indicators of quality and performance are compared. The overall ratio is determined on the basis of weighted ratios of individual indicators.

The USB manages a large volume of resources provided for research activities. The most important source of financing research and development (R&D) is the institutional support of R&D provided in accordance with the Act No. 13/2020 Coll., on Support of Research, Experimental Development and Innovation.

The institutional support of R&D provided in the form of a subsidy supporting long-term conceptual development of a research organisation (LCDEO) was divided into a stabilisation and motivation component in 2019. The volume of the stabilisation component was based on the evaluation of results in research, experimental development and innovations according to the Methodology 2016 and its amount corresponded to the amount of the subsidy for long-term conceptual development of a research organisation provided to the applicant in 2019. The motivation component of the subsidy was allocated according to the evaluation of results in research, experimental development and innovations according to the Methodology 2017+. In 2019, the USB received resources for the support of LCDEO of 235'892'000 CZK in total.

The next important component of the R&D budget was the special-purpose subsidy for specific university research. Resources were standardly allocated according to the determined procedure via a student grant competition, the administration of which is arranged by the Grant Agency (GA USB). Under its activities, team and individual research projects (one to three years in duration) were selected according to the internal rules published by the University for which special-purpose support was provided. The volume of resources available to the GA USB in 2019 was CZK 37'896'000.

The development of the volume of selected subsidies since 2015 is documented by the following overview.

Education activity contribution – A+K indicator (CZK, thousands):

	2015	2016	2017	2018	2019
Approved budget	498 189	476 067	493 825	559 754	595 358
As of 31.12.	504 261*	501 703**	504 670	576 897	603 657

*or CZK 516'029'000– including resources transferred to co-financing OP RDI projects

**or CZK 485'890'000 – excluding resources transferred to co-financing OP RDI projects

Subsidies for long-term conceptual development of a research organisation (CZK, thousands):

	2015	2016	2017	2018	2019
Approved budget	188 161	205 465	203 848	226 647	235 892
As of 31.12.	188 161	205 465	203 848	226 647	235 892

Subsidy for specific university research (CZK, thousands):

	2015	2016	2017	2018	2019
Approved budget	39 692	38 431	39 145	37 920	37 896
As of 31.12.	39 692	38 431	39 145	37 920	37 896

Net profit of the USB:

The University of South Bohemia achieved a positive net profit before tax in the amount of CZK 18'483'000. The result is higher by CZK 9'551'000, i.e. 107% higher.

The USB submits an income tax return as of June 30, 2020.

The net profit is proposed for transfer into funds in accordance with data in table no. 11.

2 Annual Financial Statement

2.1 Balance sheet

The balance sheet is reported in accordance with accounting regulations (Decree 504/2002 Coll. implementing provisions of the Act No. 563/1991 Coll., on Accounting). Values of individual items and their change in 2019 are presented in table no. 1 in the Tables section of the Annual Report on Financial Management.

The value of **assets** of the University of South Bohemia rose by CZK 107'900'000 to CZK 4'145'682'000 (2,7 %) in total.

On the asset side of the balance sheet, the following significant changes occurred:

- A decrease in value of long-term assets occurred by CZK 14'183'000 in total (including accumulated depreciation);
 - o Value of gross long-term assets (excl. accumulated depreciation) increased by CZK 107'748'000, among significant changes are:
 - Increase in value of buildings by CZK 84'692'000;
 - Increase in value of tangible movable items by CZK 32'712'000;
 - Increase in value of software by CZK 4'722'000;
 - o The quantity of low-value tangible assets (recorded in the balance sheet until 2002) is continuously decreasing, low-value tangible assets valued at CZK 7'608'000 were discarded in 2019;
- An increase in the total value by CZK 93'717'000 has occurred among items of current assets. The increase is influenced, in particular, by the following items (including the decrease in some items):
 - o An increase in the inventory item by CZK 227'000;
 - o A decrease in the value of receivables, in particular, the volume of accrued asset items (for subsidies not received or not approved);
 - o An increase in the volume of resources of the financial assets by CZK 99'725'000, in particular, at bank accounts (received advance payments for SF EU projects).

The increase in **liabilities** in value by CZK 107'900'000 to the total balance as of December 31, 2019, in the amount of CZK 4'145'682'000 was also influenced by many factors.

Under the equity and liabilities side of the balance sheet, the following important changes occurred:

- An increase in the value of equity and, in particular, under the item own equity where there was an increase by CZK 14'170'000 (associated with the purchase of long-term assets);
- Furthermore, an increase in the balance of funds by CZK 103'423'000 (see table 11 of the Tables section);
- On the other hand, under the items of value of external sources, in particular, under item 955 of the account – Long-term advance payments received – a decrease by CZK 16'185'000 occurred. The execution of projects co-financed from SF EU resources through Operational programmes, in particular the OP RDE where MEYS is the provider, is executed on the basis of advance payments that are on the basis of approved demonstrated expenses registered on the accounts of non-capital and capital subsidies. The provider replenishes the advance payments continuously in relation to demonstrated expenses. The total amount of the advance payments item was CZK 345'452'000 as of December 31, 2019.

The net profit in 2019 amounted to CZK 18'483'000.

2.2. Profit and loss statement

The profit and loss statement is introduced by table no. 2 in the Tables section of the Annual Report on Financial Management. The table is divided into expenses and incomes separately for the core and ancillary activity. Table no. 3 follows and introduces a net profit overview for individual constituent parts of the USB.

In 2019, the University of South Bohemia reported expenses of CZK 1'776'133'000 in total of which the expenses under the core activity reached CZK 1'730'912'000, expenses under the ancillary activity reached CZK 45'221'000. The total expenses increased by 6,3 % compared to 2018, i.e., CZK 104'748'000 in absolute figures.

Personnel expenses that amounted to CZK 1'107'175'000 in total in 2019 are the greatest expense item, which is more by CZK 83'566'000 when compared with 2018 (8,2 %). Consumed purchases and purchased services, which decreased only slightly by CZK 3'809'000 (1,12 %) compared with the prior year, are compared under material expenses. The registered amount is CZK 336'415'000.

Travel expenses amounted to CZK 25'525'000 in total and were comparable to 2018, of which expenses on international business trips in the amount of CZK 21'836'000 were expended, i.e. more than in 2018 by CZK 130'000.

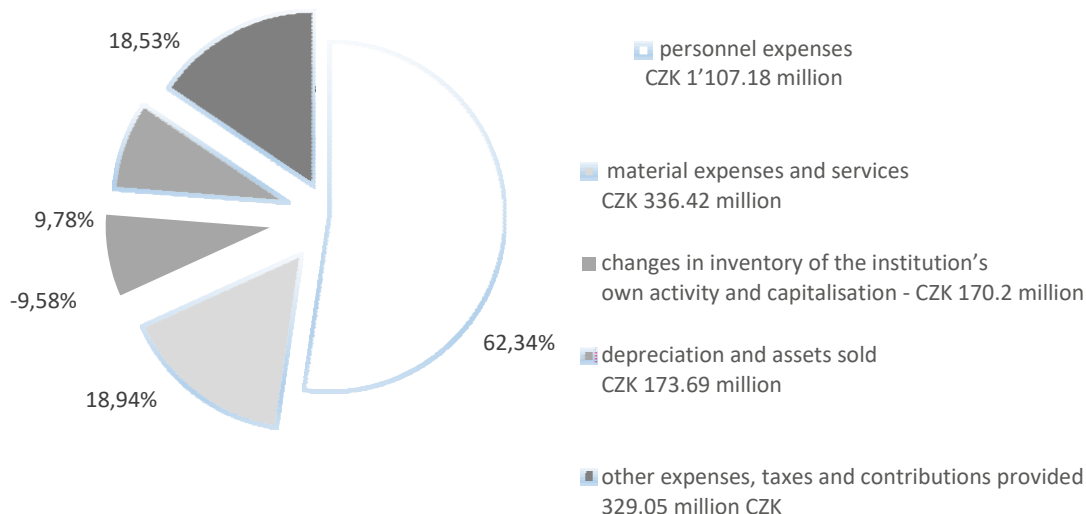
Incomes for 2019 rose in the core and ancillary activity by CZK 114'299'000, i.e. by 6,80 %.

Operating subsidies and revenues from the institution's own activities and goods, in particular, play a role in the increase. The increase in interest income is also not negligible. The interest rates on deposits increased compared to 2019 (the increase in income in absolute figures amounts to CZK 9'372'000).

The share of basic groups of items in the total structure of expenses is indicated in graph no. 2.2.1.

The share of individual types of **expenses** in total expenses for the activity of the USB is displayed in graph no. 2.2.1.

Expenses breakdown for 2019 (in millions of CZK)



Under the **core activity**, the USB executed 97.4 % of **expenses**, which amounts to CZK 1'730'912'000 in absolute figures. It is that same share as in 2018.

Personnel expenses in the amount of CZK 1'088'886'000 amount to 62.9 % of the total expenses under the core activity of which expenses on salaries and OPC represent CZK 726'908'000. Statutory payments of social and medical insurance are also a large item. In the group of personnel expenses, scholarships paid are also included under social expenses (CZK 118'836'000).

In the group of *consumed purchases*, which decreased in total by CZK 6'263'000 compared to 2018 (a decrease of 1.95 %), the largest item is the purchase of material and power for CZK 142'851'000. The expenses on these purchases decreased by CZK 14'824'000 compared to 2018. Travel expenses climbed to 25'080'000 CZK; the amount is higher by CZK 159'000 compared to the prior year. Other services were used in the amount of CZK 125'570'000. The item entitled *Repairs and maintenance* decreased by CZK 4'752'000, compared to 2018, to CZK 18'868'000, which means a 19 % decrease. *Entertainment expenses* amounted to CZK 2'998'000.

In the group entitled *Changes in inventory of the institution's own activity and capitalisation*, the capitalisation of inter-organisation services is a significant item. This way a decrease in expenses in the value of activities performed for the institution's own need occurs, in particular in the register of services of central facilities/places of work for individual constituent parts of the USB and the share of overheads in projects and grants is reflected.

In the group entitled *other expenses*, the generation of funds in the amount of CZK 94'145'000 is a significant item. Constituent parts of the USB generate a fund of operating resources for expenses in the following year and, furthermore, a fund for earmarked financial resources according to the rules of provided subsidies or deeds of gift.

Another group that influenced expenses is the group entitled *Depreciation, assets sold, creation of provisions and allowances* in the amount of CZK 172'038'000 of which the depreciation of long-term assets represent the amount of CZK 171'627'000. The amount of the share of accounting depreciation of assets acquired from subsidies amounts to 80 % in the amount of CZK 138 279'000.

Under **incomes** that amounted to CZK 1'736'537'000 in total under the **core activity** and increased by CZK 108'242'000 (6.6 %) compared to 2018, the largest item is *Operating subsidies – a contribution and subsidies* of MEYS provided, furthermore, subsidies of other providers, such as other chapters of the state budget, local authorities and international providers.

The accounted contribution and subsidies amounted to CZK 1'409'360'000 in total (81.2 % of income) in 2019.

The increase in accounted subsidies amounts to CZK 76'388'000 in total compared to 2018.

Revenues for the institution's own activities and goods in the amount of CZK 92'208'000 are a significant component of incomes. The incomes of the core activity in this group increased by CZK 9'939'000 compared to 2018, i.e., by 12 %. In the area of revenue for products, the revenue achieved the amount of CZK 1'448'000, CZK 90'542'000 in the area of revenue for services and revenue for goods under the core activity amounted to CZK 218'000.

In the group of *other income*, it is necessary to mention a large item where depreciation from assets acquired from a subsidy is accounted in the amount of CZK 138'279'000 (pursuant to current regulations on accounting under the Decree 504/2002 Coll. And accounting standards), furthermore, the accounting of drawing non-capital resources from funds (FOR, FB, FEF, SD) for the payment of expenses in the amount of CZK 28'480'000; it was drawn by CZK 11'545'000 less compared to 2018.

The net profit before tax under the core activity amounted to CZK 5'625'000 and it was a more propitious result by CZK 3'931'000 than in 2018.

Expenses under the **ancillary activity** for 2019 were registered in accounting in the amount of CZK 45'221'000. These expenses increased by CZK 437'000, i.e., 1 %, compared to 2018.

The largest items were the purchase of materials and power for CZK 13'535'000 and personnel expenses (incl. insurance) amounting to CZK 18'289'000. Depreciation of assets acquired from the institution's own resources was also registered under the ancillary activity in the amount of CZK 1'657'000.

The main item of **incomes from ancillary activity** in the total amount of CZK 58'079'000 are revenue for the institution's own activities and goods in the amount of CZK 57'311'000, in particular, revenue for products in the amount of CZK 13'382'000 and revenue for services in the amount of CZK 39'560'000; goods were sold for CZK 4'369'000.

The overview net profit after tax of individual constituent parts of the USB is presented by table no. 2.2.1. in the structure divided into the core and ancillary activity incl. the proposal for the allocation of net profit to funds (overviews also in annexes number 3 and 11 of the Tables section).

Table 2.2.1 Net profit in thousands of CZK

Constituent part	Net profit from core activity	Net profit from ancillary activity	Net profit in total	Proposal for transfer of net profit into funds		
				FB	FOR	CARF
REC	3 262	1 188	4 450	0	367	4 083
D&R	1 716	7 150	8 866	8 866	0	0
FE_d	364	1 124	1 488	0	28	1 460
FT	815	10	825	0	0	825
FA	-592	706	114	0	0	114
FSc	815	134	949	0	186	763
FHSS	543	119	662	0	662	0
FFWP	-1 237	2 182	945	0	0	945
FoA	184	0	184	0	184	0
FE	-245	245	0	0	0	0
PF	0	0	0	0	0	0
Total	5 625	12 858	18 483	8 866	1 427	8 190

2.3 Cash flow statement

In the Tables section, the Cash flow statement for 2019 is prepared in table no. 4.

The total cash flow (CF), i.d. the cash flow associated with the operation, capital and financial activity in 2019 recorded a change of balances of items from the original value of CZK 7'206'016'000 by CZK 116'368'000 to the value of CZK 7'322'384'000. In total, the balance of financial resources increased by CZK 99'722'000 as a result of the changes.

Financial resources in bank accounts were registered at the end of the period in the amount of CZK 970'532'00 and were being valorised in the course of 2019 at commercial banks in savings and fixed-term accounts while risks were diversified by the use of several banks.

2.4 Additional information pursuant to Section 21 of the Act No. 563/1991 Coll.

The University of South Bohemia has published the Long-Term Plan of the USB for 2016-2020 as updated for 2019 on its website.

The area of research and development is described in the annexe of the Annual Activity Report for 2019 in chapter 8.

The area of employment is described in the annexe of the Annual Activity Report for 2019 in chapter 6.

The University of South Bohemia recycles waste at all facilities/places of work in the context of environmental protection. Furthermore, it has a composting plant built for biowaste at the facility of FSc. In the interest of energy saving, the University is introducing measures aimed at the decrease in the consumption of heat, electricity and water. Fields that are involved in the issues of environmental protection are also a part of education.

The University of South Bohemia owns a base on the Arctic Svalbard archipelago.

The USB uses the VAT deduction scheme in the context of its economic activity for the transactions received, which are used for both taxed and non-taxed activities. The exercise of the right to the VAT deduction in the reduced amount means lower costs and expenses for the USB, despite the greater administrative burden.

In the first quarter of 2020 and in connection with the global pandemic, a number of measures were adopted to prevent the spread of the coronavirus infection. The management of the USB monitors the situation and seeks ways of minimising the impact of this pandemic on the activities executed by the USB. The management considered potential impacts of COVID-19 on its activities and reached the conclusion that the impacts do not have a significant influence on the assumption of the unlimited duration of the enterprise. With regard to that the financial statement as of December 31, 2019, was prepared under the assumption that the University of South Bohemia in České Budějovice will be able to continue in its activity.

2.5 Notes to the financial statement

Data is provided in annexe no. 12.

2.6 Audit opinion

The audit opinion is "unqualified "(see the Independent auditor's report in annexe 14).

3 Cost-benefit analysis

3.1 Higher education institution (excl. D&R)

3.1.1 Contribution and subsidies from public sources

The income of the University (excluding D&R) in 2019 reached the total value of CZK 1'706'167'00. Under the core activity, the volume of CZK 1'678'113'000 and CZK 28'054'000 under the ancillary activity.

The contribution and subsidies of MEYS are fundamental sources of financing of the University. The USB received CZK 1'045'677'000 in total of which CZK 1'002'057'000 for non-capital purchases and CZK 43'620'000 for capital expenses (excluding PROGFIN projects and OP SF EU), on the basis of the decision on the provision of the contribution and subsidies.

The MEYS contribution from the state budget for education and scientific, research, development and innovation, artistic or other creative activity amounted to CZK 729'998'000, of which the amount of operating resources amounted to CZK 699'997'000 and capital resources to CZK 30'001'000.

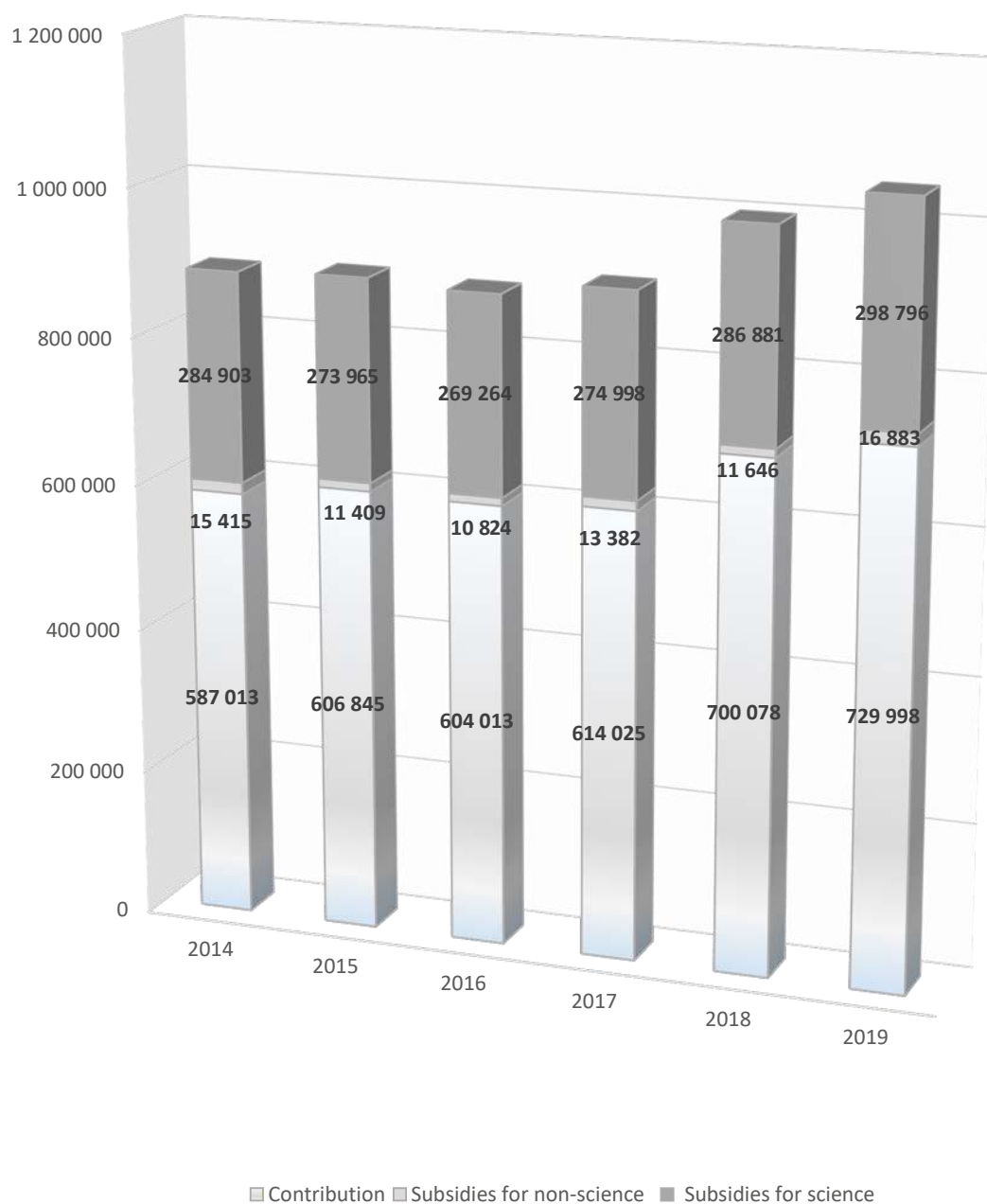
In the area of **non-scientific subsidies**, the USB received CZK 16'883'000 in total in the course of 2019 from **MEYS**. After a reduction of the subsidy due to the return during the year, the University used CZK 16'581'000 in total of which operating in the amount of CZK 15'104'000 and capital in the amount of CZK 1'477'000.

The other group of subsidies that the USB received from the **MEYS** chapter are the **subsidies for science and research** in the amount of CZK 298'796'000 in total. The total volume of used resources after the reduction of the subsidy due to the return during 2019 amounted to CZK 297'677'000 divided into operating in the amount of CZK 285'535'000 and capital in the amount of CZK 12'142'000.

A detailed breakdown of the development of resources provided by the MEYS since 2014 according to the purpose is described by table no. 3.1.1.2. The development is indicated in a graphic representation in graph no. 3.1.1.1 on the following page. The subsidies of D&R are also included for comprehensiveness.

Graph no. 3.1.1.1

in thousands of CZK



Overview in thousands of CZK	2014	2015	2016	2017	2018	2019
Contribution	587 013	606 845	604 013	614 025	700 078	729 998
Subsidies for non-science	15 415	11 409	10 824	13 382	11 646	16 883
Subsidies for science	284 903	273 965	269 264	274 998	286 881	298 796

Table no. 3.1.1.1 Contribution and subsidies from MEYS from 2014 to 2019 – resources provided (excl. projects financed from PROGFIN programme financing and from Structural Funds of the EU)

		In thousands of CZK					
		2014	2015	2016	2017	2018	2019
contribution							
Educational activity (A+K)	Oper.	485 952	504 042	501 549	504 267	576 532	584 902
	Cap.	0	219	154	403	365	18 755
Scholarships - doctoral students (C)	Oper.	32 355	32 468	31 995	30 263	44 820	45 900
Erasmus+ (internat. co-operation - D)	Oper.	0	4 843	4 760	4 610	4 738	4 616
Inter. students - cat. E short-term stay-study support (D)	Oper.	254	290	118	35	122	0
Travel reimbursements (D)	Oper.	2	36	28	12	23	24
SSSS (D)	Oper.	845	853	932	948	1 024	0
Institutional Plan (I)	Oper.	17 912	20 205	23 812	24 725	24 438	20 885
	Cap.	13 560	11 138	7 076	6 163	6 450	11 246
Bursaries (S)	Oper.	1 431	1 175	949	1 014	508	500
Accommodation bursaries (U)	Oper.	28 112	26 206	24 360	23 355	22 123	20 498
Education policy fund (F)	Oper.	4 335	5 370	8 051	17 318	18 905	11 050
	Cap.	2 255	0	229	912	30	0
Social priorities (P)	Oper.	0	0	0	0	0	11 622
Operating contribution in total	Oper.	571 198	595 488	596 554	606 547	693 233	699 997
Capital contribution in total	Cap.	15 815	11 357	7 459	7 478	6 845	30 001
subsidies – non-science							
Erasmus LLP (D)	Oper.	4 212	0	0	0	0	0
Inter. students cat. B - study support (D)	Oper.	943	636	837	782	768	1 264
Inter. students cat. E short-term stay – acc. and cater. (J)	Oper.	0	0	0	0	0	276
SSSS (D)	Oper.	845	853	932	948	1 024	1 426
Acc. and cater. of students (D&R) (J)	Oper.	8 029	7 849	7 413	6 930	6 110	4 901
Centralised development programmes	Oper.	570	576	850	1 752	3 361	4 783
	Cap.	430	1 530	863	2 700	864	1 247
PHEI Digitisation	Oper.	0	0	0	0	0	1 837
	Cap.	0	0	0	0	0	230
AKTION (D)	Oper.	795	722	566	614	534	619
CEEPUS (D)	Oper.	206	58	87	59	9	0
MŠMT other	Oper.	30	38	45	545	0	300
Education policy fund (F)	Oper.	200	0	163	0	0	0
Operating subsidies in total	Oper.	14 985	9 879	9 961	10 682	10 782	15 406
Capital subsidies in total	Cap.	430	1 530	863	2 700	864	1 477
subsidies – science and research							
Long-term conceptual development of a research organisation (LCDRO)	Oper.	173 090	181 618	200 888	200 911	204 022	223 750
	Cap.	20 512	6 543	4 577	2 937	22 625	12 142
Projects of great R&D&I infrastructure	Oper.	10 262	10 846	0	0	0	0
	Kap.	4 686	4 154	0	0	0	0
GA CZ – Specific research	Oper.	40 153	39 692	38 399	39 145	37 920	37 896
	Cap.	0	0	32	0	0	0
KONTAKT+ international co-operation (Mobility)	Oper.	4 974	2 352	1 919	1 757	1 493	7 807
	Cap.	0	0	0	0	0	0
COST	Oper.	2 291	1 541	500	0	0	0
	Cap.	0	0	0	0	0	0
MŠMT other (Cenakva II, Fish)	Oper.	28 935	27 219	22 949	30 248	20 821	17 201
	Cap.	0	0	0	0	0	0
Operating subsidies for R&D in total	Oper.	259 705	263 268	264 655	272 061	264 256	286 654
Capital subsidies for R&D in total	Cap.	25 198	10 697	4 609	2 937	22 625	12 142
Total							
Operating resources in total	Oper.	845 888	868 635	871 170	889 290	968 271	1 002 057
Capital resources in total	Cap.	41 443	23 584	12 931	13 115	30 334	43 620
Total		887 331	892 219	884 101	902 405	998 605	1 045 677

CONTRIBUTION

The received contribution from the A+K indicator for education activity amounted to CZK 603'657'000 of which CZK 584'902'000 for current expenses and CZK 18'755'000 for capital expenses.

The contribution allocated according to the C indicator, i.e., scholarships of students categorised in the full-time form of doctoral degree programmes, was determined according to the same principle as in the previous years, i.e. from the number of students in these degree programmes and from the amount per student, which amounted to 135'000 CZK per year. The resources were provided in the amount of CZK 45'900'000.

Under the D indicator, CZK 4'640'000 was provided for the financing of international co-operation, of which CZK 4'559'000 was Erasmus.

Resources for accommodation bursaries provided on the basis on the number of students meeting the set criteria and displayed in the SIMS system were a part of the contribution provided in the amount of CZK 20'498'000 as well as resources for bursaries in the amount of CZK 550'000.

Under the F indicator, a current contribution in the amount of CZK 11'050'000 was provided. It was a support of U3A students, students with special needs, support of academic staff of FEd and the 4P project.

Under the Institutional Plan, CZK 32'131'000 in total was provided from the I indicator, of which CZK 20'885'000 of current and CZK 11'246'000 of capital resources.

The USB received CZK 11'622'000 of current resources (P indicator) for the social priorities of FEd.

SUBSIDIES

Resources of the subsidy assigned according to the D indicator (international co-operation) is divided into several items. Firstly, it is a subsidy for the support of operating expenses associated with the study of students who are not Czech citizens, and in connection with international agreements on international development aid. In the context of these resources, the USB received a subsidy for the support of the study of international students in the amount of CZK 1'540'000 in 2019.

Apart from these resources, the USB also received a subsidy for the Summer School of Slavonic Studies (SSSS) in the amount of CZK 1'426'000 (CZK 235'000 of unused resources was subsequently returned). The next part of the subsidy according to the D indicator concerns the execution of projects under the international co-operation programme entitled AKTION in the amount of CZK 619'000 (CZK 53'000 of unused resources was subsequently returned).

The USB received CZK 6'030'000, CZK 4'783'000 of current and CZK 1'247'000 of capital resources, from the I indicator for Centralised development projects (CZK 14'000 of unused resources was subsequently returned)

The amount of the subsidy for accommodation and catering of students (J indicator – D&R) was provided in the amount of CZK 4'901'000 and it was fully used.

Under other projects – PHEI digitisation and events for the 30th anniversary of the Velvet Revolution, the USB received CZK 2'367'000 in total.

The area of the subsidy for **research and development** from resources of the MEYS chapter includes institutional resources for the support of long-term conceptual development of a research organisation (LCDRO) provided in the amount of CZK 235'892'000 (CZK 223'750'000 of current and CZK 12'142'000 of capital resources), but also special-purpose support for specific research executed via student grant competitions arranged by the Grant Agency of the USB (GA USB) in the amount of CZK 37'896'000. Under programmes of sustainability, we received a current subsidy for the project of great research infrastructure for the Research Center of Aquaculture and Biodiversity of Hydrocenoses (CENAKVA) in the amount of CZK 17'201'000, and, furthermore, other subsidies of MEYS for the execution of research and development projects in the amount of CZK 7'807'000 (Inter-Excellence CZK 7'460'000, Mobility CZK 347'000 (the return was CZK 54'000), as is displayed in table 5.b of the Tables section.

The volume of allocated subsidies and the number of executed projects is prepared in the overview table no. 3.1.1.2

Table 3.1.1.2 Number of projects and the volume of allocated subsidies for R&D from MEYS (excluding LCDRO and SUR)

In thousands of CZK				
Subsidy	Number of projects	Non-capital subsidies	Capital subsidies	Subsidies in total in thousands of CZK
Cenakva (GRI project)	1	17 201	0	17 201
Research staff mobilities	3	347	0	347
Inter - Excellence	6	7 460	0	7 460
Total	10	25 008	0	25 008

Subsidies for R&D from other chapters of the state budget and other sources

An overview of earnings of a subsidy nature from other chapters of the state budget, budgets of local authorities and programmes from abroad is provided by table no. 5.b.

Table no. 3.1.1.3 with an overview of the number of grants obtained in the area of research and development serves for the completion of data on the volume of resources provided from other chapters of the state budget.

Table 3.1.1.3 Number and volume of assigned subsidies for R&D from other chapters of the SB

In thousands of CZK				
Subsidy	Number of projects	Non-capital subsidy	Capital subsidy	Subsidies in total in thousands of CZK
GA CZ	49	93 732	378	94 110
TA CZ	12	17 410	0	17 410
Ministry of Agriculture	17	52 573	0	52 573
Ministry of Health	5	12 230	0	12 230
Ministry of Interior	1	1 370	0	1 370
Ministry of Culture	3	2 673	0	2 673
Total	87	179 988	378	180 366

Figures in tables no. 5 of the Tables section:

The total resources from MEYS and other providers received are summarised in table no. 5 incl. D&R registers resources in the amount of CZK 1'579'464'000 in total in 2019, of which CZK 1'430'855'000 are current operating resources and CZK 148'609'000 are capital resources. The table also contains data on the amount of the used subsidy.

In tables no. 5.a/b/c/d, an overview of data is specified on resources provided, resources used and also on the generation of funds, unused expenses and potential returns.

The specification of resources for education according to providers is displayed in the annexe table no. 5.a. Apart from the MEYS chapter, provided and used resources of other providers are displayed.

In table no. 5.b, there is an overview of subsidies from which science and research are financed.

In tables 5.a and 5.b, the returns of subsidies in the course of 2019 (expense account) are prepared as well as during the settlement with the state budget (depository account).

Under programme financing of asset regeneration (PROGFIN), the USB obtained resources for projects specified in detail in table no. 5.c. The capital subsidy that was provided in 2019 was CZK 22'181'000 in total; unused resources were returned in the amount of CZK 744'000; the used subsidy amounted to CZK 21'437'000; resources of the institution itself were used for the event financing in the amount of CZK 966'000.

Table no. 5.d displays an overview of resources provided for projects co-financed from the SF EU. The provider is not only MEYS (OP RDE projects). But also the Ministry of Labour and Social Affairs (OPE), Ministry of Agriculture (OP Fisheries) and the Ministry of Regional Development under programmes of cross-border co-operation CZ-Bavaria, Austria, Saxony. Projects are co-financed from national and the institution's own sources. Resources for projects are provided via pre-financing by a long-term advance, but also via a payment of demonstrated expenses after the approval of monitoring reports. In the

table, in some cases, the amount of used resources exceeds the amount of resources provided. This is the pre-financing of projects by the University of South Bohemia. In the column designating unused resources, there are negative amounts in such cases.

3.1.2 Institution's own income in the core and ancillary activity (excluding D&R)

The institution's own income of the higher education institution excluding the D&R reached the amount of CZK 301'481'000, which is an increase by CZK 27'975'000 compared to the prior period, i.e., 10.23 % as a percentage. Incomes outside the group of items entitled *Operating subsidies* are included in the comparison.

Table no. 3.1.2.1 In thousands of CZK

Groups of income items	Core activity	Ancillary activity	Total
Revenue from the institutions own products	1 447	7 020	8 467
Revenue from the sale of services	39 746	20 267	60 013
Revenue form goods sold	219	59	278
Other revenue	228 684	406	229 090
<i>of which drawn from funds</i>	28 480	134	28 614
<i>of which co-executor grants</i>	47 310	0	47 310
Revenue from the sale of assets	2 361	121	2 482
Gifts	970	182	1 152
TOTAL	273 427	28 054	301 481

Under the **core activity**, the institution's own income was accounted in the amount of CZK 273'427'000, higher than in 2018 by CZK 29'078'000, i.e., the increase amounted to 11.90 %. Under fees for the admission procedures, CZK 4'709'000 was registered, CZK 16'794'000 was registered for fees lifelong learning (CZK 805'000 increase), CZK 3'642'000 was earned for other services for students, i.e., less by CZK 625'000.

Income from co-executor contracts

The University of South Bohemia participates in executing grants together with other entities. In 2019, the income amounted to CZK 55'654'000. This income is registered at the 6493 and 9116 accounts according to the designation of the source (complex items).

In table 3.1.2.2, amounts in the area of R&D according to providers and in OP projects are specified.

Table no. 3.1.2.2 In thousands of CZK

R&D - provider	Amount transferred from main executors		
	CAP resources	NCAP resources	Total
Grant Agency CZ		11 381	11 381
Ministry of Agriculture		3 603	3 603
Technology Agency CZ		874	874
Operational programmes SF EU	4 083	8 477	12 560
R&D&I - AS and PHEI		14 348	14 348
Other	82	8 746	8 828
Total	4 165	47 429	51 594

SF EU – OP + international	Amount transferred from main executors		
	CAP resources	NCAP resources	Total
Erasmus	0	554	554
OP PIK	0	741	741
Cross-border co-operation programmes	0	2 765	2 765
Total	0	4 060	4 060

Under *other income*, the income from the depreciation of assets acquired from a subsidy in the amount of CZK 135'766'000 is registered as the contrary of the depreciation accounted in expenses (incl. D&R in the amount of CZK 138'279'000). The accounting of fund drawing for non-capital purchases is a significant item of other income in the amount of CZK 28'480'000. The funds concerned are the FOP, FEFR, CARF for repairs and SF.

Interest from accounts in the amount CZK 12'574'000, which stems, in particular, from the placement of temporarily available resources in accounts with a more profitable interest, is not an insignificant share in income. Interest rates increased in 2019 and income increased by CZK 9'351'000 to almost four times the amount. The trend of a rise in interest rates continued in 2019 in general. Obtained gifts were accounted in the amount of CZK 970'000 in total in 2019, similarly as in 2018. Significant gifts and public collections are detailed in annexe no. 12 entitled Notes to the financial statement for 2019.

Under the **ancillary activity**, the institution's own income was accounted in the amount of CZK 28'054'000, lower by CZK 383'000 compared to the previous year.

The sale of fish and fish products of FRO was executed for more than CZK 5.5 million.

Under revenue from the sale of services for the USB, revenue from leases is accounted in the amount of CZK 3'654'000.

The description of selected incomes is described in table no.6 of the Table section incl. their values divided into the core and ancillary activities (incl. D&R). Earnings from contractual research in the amount of CZK 7'430'000 (CZK 8'113'000 in 2018) are an important item, where the FRO has the largest share in the amount of CZK 4'927'000.

In table no. 7, Earnings from fees and payments for other activities provided by the USB are described. This concerns fees for acts associated with the admission procedure, payments for exceeding the standard length of studies and fees for studying in a foreign language. Other earnings are payments for providing lifelong education programmes, University of the Third Age and other non-differentiated earnings (e.g. additional enrolment, payment of expenses associated with the completion of the study, the extension of the exam period, issuing diploma duplicates, certificate duplicates etc.).

3.1.3 Expenses

Expenses for the activity of the USB (excluding D&R) reached the amount of CZK 1'696'550'000 in the past year. Compared to the previous period, the expenses increased by CZK 104'179'000, i.e., 6.5 % as a percentage.

Table no. 3.1.3.1

In thousands of CZK

Groups of income items	Core activity	Ancillary activity	Total
Material consumption	89 767	3 592	93 359
Energy consumption	33 198	339	33 537
Goods sold	161	51	212
Repairs and maintenance	18 206	315	18 521
Travel expenses	25 061	445	25 506
Entertainment expenses	2 961	335	3 296
Other services	123 455	3 493	126 948
Labour costs (Salaries and OPC)	711 025	7 181	718 206
Statutory social expenses and insurance	229 841	2 107	231 948
Catering	7 503	12	7 515
Scholarships, bursaries and grants	118 836	0	118 836
Taxes and levies	1 009	5	1 014
Other expenses	320 904	4 357	325 261
Of which: Foreign exchange losses	1 538	94	1 632
Gifts	155	28	183
Fund generation	94 145	67	94 212
Depreciation, assets sold	160 874	864	161 738
Of which: Depreciation of assets from subsidies	135 766	0	135 766
Depreciation of assets from the institution's own sources	24 616	864	25 480
Changes in inventory, of the institution's Own activity	76	-56	20
Capitalisation	-169 593	-710	-170 303
Contributions provided	920	16	936
TOTAL	1 674 204	22 346	1 696 550

Expenses of the **core activity of the higher education institution excluding D&R** were higher in comparison with 2018 by CZK 106'446'000, in the total amount of CZK 1'674'204'000.

Personnel expenses (salaries, OPC, insurance) under the core activity amounted to CZK 940'866'000 in total. An increase of CZK 72'027'000 occurred, i.e., by 8.3 %. Expenses on employee salaries excluding insurance and OPC reached the amount of CZK 658'340'000, OPC CZK 52'685'000.

Under the items of purchase of material and energy, CZK 122'965'000 was registered in total, which is CZK 19'138'000 more than in 2018. Under the group of repairs and maintenance, CZK 18'206'000 was used. It is a decrease by CZK 3'175'000 in comparison with 2018. Travel expenses had a rising tendency to CZK 25'061'000, the expenses rose by CZK 153'000. The use of other services was higher by CZK 12'699'000 compared to the previous year. The capitalisation of internal services amounted to CZK 169'593'000. This was the accounting of overheads into grants and the overheads of activities of central facilities/places of work. The group of other expenses is influenced by the accounting of fund generation in the amount of CZK 94'212'000. A more detailed breakdown of fund generation is in table no. 11 in the Tables section (concerning the whole USB). The rise of the volume of projects influenced the total increase in expenses.

Expenses under the **ancillary activity**

Expenses reached the volume of CZK 22'346'000 in 2019, which is less by CZK 2'267'000 than in 2018. Personnel expenses under the ancillary activity amounted to CZK 9'288'000 in total (incl. insurance). Apart from the item of personnel expenses, also the material expenses on material and other expenses recorded a decrease compared to 2018.

Staff and salary resources

The mandatory data for the area of staff and paid salary resources for the USB are displayed in table no. 8. and 8.b in the Tables section while divided into:

- Academic staff
- Research staff
- Others

D&R figures are displayed in a special line. Resources are divided according to providers and even resources for projects covered by operational programmes of the SF EU (Operational programmes of the EU) are displayed. For the sake of completeness, data on resources drawn from funds, under the ancillary activity and other sources, is added.

The total of CZK 684'619'000 was paid **in bonuses to the staff of the USB** in 2019, which is more by CZK 47'840'000 compared to 2018. The amount of salary compensations during temporary work incapacity of employees amounted to CZK 1'338'000. The payment of other personnel costs (OPC) for 2019 amounted to CZK 54'702'000; the amount is higher by CZK 8'314'000 than in 2018. In total, the USB expended the amount of CZK 739'322'000 on personnel expenses (salaries, OPC and compensations), i.e., an amount higher by CZK 55'342'000 than in 2018, i.e., by 8.1 % more.

The higher education institution (excluding D&R) expended CZK 718'041'000 in total on personnel expenses (salaries and OPC), of which paid salaries (incl. illness compensations) amounted to CZK 664'226'000 and bonuses paid on the basis of concluded agreements amounted to CZK 53'816'000.

Furthermore, salary expenses of staff paid in the context of the execution of projects co-financed by Structural Funds of the EU are enumerated in the table. CZK 105'353'000 was expended from the resources of projects within operational programmes, CZK 84'443'000 for salaries and CZK 20'910'000 for OPC. The execution of projects under the programming period 2014-2020 continued in 2019.

Salary resources were covered from funds in the amount of CZK 4'882'000 in 2019. The expenses for OPC amounted to CZK 1'103'000.

A breakdown of the number of staff and their average salary according to categories is displayed in table no. 8. The total average salary reached the amount of CZK 38'832 in 2019. That is more by CZK 1'923 than in 2018. The increase amounts to 5.2 %. The average registration calculated number of staff amounted to 1'469.18. The number increased by 31.46 employees compared to the previous year.

The average salary of employees of the **higher education institution excluding D&R** climbed to CZK 39'918 in 2019. It was CZK 37'902 in 2018, less by CZK 2'016. The average registration calculated number of employees excluding D&R amounted to 1 384.12.

The average salary of D&R employees climbed to CZK 21'159 in 2019. It was CZK 20'291 in 2018, less by CZK 868. The average registration calculated number of employees amounted to 85.07.

Scholarships, bursaries, grants

Scholarships, bursaries and grants paid to students of bachelor's, master's and doctoral degree programmes are a part of the record in the group of personnel expenses in the accounting. The division according to the type of the paid scholarship, bursary or grant is prepared in detail in table no. 9 in the Tables section.

The total amount disbursed for scholarships, bursaries and grants is in the amount of CZK 118'836'000, by CZK 9738'000 more than in 2018. The largest volume of scholarships, bursaries and grants is covered from the contribution and subsidies of MEYS in the total amount of CZK 90'462'000. CZK 12'516'000 was disbursed from the Scholarship fund and CZK 15'858'000 from other sources.

Of which CZK 16 878'000 was disbursed for the support of study abroad (from all abovementioned sources).

Records of resources in projects that the USB executes with the help of co-executors

The USB records the resources that it executes in co-operation with co-executors in analytical accounts. Non-capital resources in the outturn account 54922 and capital resources in the balance sheet account 911617.

In 2019, CZK 56'495'000 in total was sent to co-executors. The resources were non-capital. Table no. 3.1.3.2 describes an overview according to providers for R&D.

Table no. 3.1.3.2 **In thousands of CZK**

R&D - provider	Amount transferred to co-executors		
	CAP resources	NCAP resources	Total
Grant Agency CZ	0	15 284	15 284
Ministry of Agriculture	0	21 837	21 837
Technology Agency CZ	0	3 778	3 778
Ministry of Health	0	6 201	6 201
Total	0	47 100	47 100

Furthermore, 9'395'000 CZK in total was sent under the execution of projects of the SF EU.

Table no. 3.1.3.3

SF EU – OP + international	Amount transferred to co-executors		
	CAP resources	NCAP resources	Total
Co-operation programme CZ-Bavaria	0	6 665	6 665
ErasmusSpiritualita	0	2 730	2 730
Total	0	9 395	9 395

3.2 Dormitories and refectories

The Dormitories and Refectories of the USB fulfilled the main task, i.e. ensuring the operation of entrusted assets and facilities for accommodation and catering of students and employees. Subsidies and the institution's own resources were used as planned and frugally.

Out of investment projects, the preparatory activity concerning the planned renovation of the K4 dormitory, furthermore, a comprehensive renovation of a heat exchanger at the K5 dormitory was executed. The investment related to the possibility of using wireless Wi-Fi was executed at the K1 dormitory and we opened a new café called USB Café in the main building of the Refectory of the USB. The other important project was the launch of the new accommodation programme called ISKAM. All catering contributions were used for the earmarked purpose and the ES/EU Regulations on providing public support and economic competition were not breached.

The D&R data concerning the area of expenses and incomes is described by table no. 10.a and 10.b in the Tables section.

The total expenses in the amount of CZK 79'583'000 are divided into expenses under the core and ancillary activities and also into the areas of catering and accommodation. Income for 2019 amounted to CZK 88'449'000 in total, of which CZK 58'424'000 under the core activity and CZK 30'025'000 under the ancillary activity.

The average adjusted number of employees of D&R in 2019 was 85.07 employees, i.e. 4 more than in 2018. The average salary, then, was CZK 20'159, which indicates an increase by CZK 868 compared to 2018.

Table 10.a Non-capital expenses and incomes – area of catering

In the area of catering, there was a decrease in student meals compared to 2018. The decrease was from 259'503 meal portions in 2018 to 240'775 meal portions in 2019, which constitutes an 8 % decrease. The student consumption of hot dinners or cold meals, i.e. breakfasts and baguettes, is decreasing. The reason is the total decrease in the number of students at the USB. The subsidy in 2019 amounted to CZK 16.83 for one student meal. Compared to the last year, the Refectory recorded an increase in the number of main meals given to the employees of the higher education institution and other (external) diners.

Under the core activity, the Refectory reported a loss in the amount of CZK 2'082'000. The loss was fully covered by the profit from the ancillary activity and, therefore, the Refectory recorded a total net profit of CZK 83'000. In comparison with the previous year, a decrease of the total profit at the Refectory occurred due to the increase in energy prices and the minimum wage increase by CZK 1'150, but also due to adjustments of employee salaries.

Table 10.b Non-capital expenses and incomes – the area of accommodation

Due to the internal reorganisation, there was a considerable decrease in expenses compared to the last year. Since July 1, 2019, an adjustment in accommodation prices at all dormitories has occurred.

Monthly dormitory fees for one bed for 1 month are:

- Single room – the “cell-system” CZK 3'900 (dormitory K1, K5),
- Double room - the “cell-system” CZK 3'000 (dormitory K4, K1, K5),
- Double room with shared sanitary installations CZK 2'550 (dormitory K3, K2),
- Triple room CZK 2'400 (dormitory K5).

Students also cover the cost of using their own electrical appliances and internet connection.

Dormitories registered 2'027 applications in 2019 and the same number was processed and approved. These steps led to an increase in income from the accommodation of students by CZK 6'100'000. Available capacities are used in the course of the whole year, but primarily outside the academic year for the ancillary activity.

Net profit

The net profit under the core activity of D&R reached the volume of CZK 1'716'000 in 2019. Under the ancillary activity, D&R achieved a profit of CZK 7'150'000.

The Refectory recorded a positive net profit of CZK 815'000 in 2019. In comparison with 2018, it is a decrease in the net profit by CZK 767'000. On the other hand, the net profit of dormitories increased to CZK 8'051'000 in 2019. In 2018, the loss amounted to CZK 855'000 (an increase by CZK 8'906'000), which was influenced by the considerable decrease in expenses due to the reorganisation and adjustment of prices for accommodation.

4 Development and balance of funds

Table no. 11, which is prepared in individual funds in parts 11.a to 11.g of the annex section primarily concerns itself with an overview of fund generation and their use in 2019 in the Tables section.

Table 11.a – Reserve fund

The Fund was not generated in 2019, the balance of CZK 65'000 was generated in the past years.

Table 11.b – Capital assets regeneration fund (CARF)

Main items that constitute CARF are accounting depreciation for 2019 in the value of CZK 35'006'000. These depreciations are not generated from assets acquired from the institution's own sources. Other items on the side of fund generation are the allocation from the net profit of 2018 in the amount of CZK 6'677'000, generation from an unused contribution in the amount of CZK 7'204'000 and generation from the residual price of long-term assets in the amount of CZK 5'000. By generating CARF, the USB generates a reserve for planned investment projects incorporated in the Strategic Plan of the USB. In the course of the year, the USB received a grant and subsidies on a capital nature in the amount of CZK 168'395'000, which were drawn from the fund in correspondence with their purpose. A detailed breakdown is displayed in the table. CZK 22'798'000 was transferred to CARF from FOR. These were resources for co-financing capital expenses of OP RDE projects or the supplementing sources of CAFR for investment purchases.

The drawing on the fund is divided according to the use of the resources. The amount of CZK 84'135'000 was invested in building activities, the total of CZK 94'267'000 in instrumental facilities and investment software was purchased was CZK 5'285'000. Animals were purchased for CZK 12'000 and real estate for CZK 4'505'000. The volume of capital resources is significantly influenced by resources obtained from the OP RDE projects. CZK 777'000 was transferred into FOR.

Table 11.c – Scholarship fund

The Scholarship fund is generated from study fees pursuant to the Act No. 111/1998 Coll., Section 58 (3). In 2019, the University received CZK 10'596'000 in total in fees for exceeding the standard length of studies. Scholarships, bursaries and grants, which are further detailed in table no. 9, in the amount of CZK 12'516'000 were covered by the fund.

Table 11.d – Fund for bonuses

The Fund for Bonuses was increased in 2019 from the net profit of 2018 in the amount of CZK 728'000. In 2019, the Fund was not used and the balance as of December 31, 2019, amounted to CZK 11'633'000.

Table 11.e – Fund for earmarked financial resources (FEFR)

The Fund for earmarked financial resources is generated from resources transferred in the prior year for defined expenses of the following year (years) on the basis of pre-determined rules. It is possible to generate FEFR up to the amount of 5 % from a provided subsidy in the given year and from gifts pursuant to conditions of contracts. Resources were drawn from the Fund according to the purpose that had been determined in the prior period. The balance of the Fund is CZK 32'177'000. In table no. 4.1 on the following page, there is an overview of the Fund's generation in 2019 according to the subsidy type where resources for science and research have the largest share.

Table 11.f – Social fund of the USB was not generated in 2019.

Table 11.g – Fun for operational purposes (FOP)

This fund is generated from unused resources of the grant provided by MEYS and from the net profit. In 2019, CZK 80'910'000 in total was transferred into the Fund, of which CZK 78'605'000 from the unused grant, CZK 777'000 from CARF and CZK 1'528'000 from the net profit. Resources were drawn from the Fund in the amount of CZK 28'695'000 in the course of 2019, of which CZK 5'897'000 for the payment of operating expenses; a transfer to CARF was executed in the amount of CZK 22'798'000.

Table no. 4.1. Transfer of unused subsidy to the FEFR in 2019

Transfers to the FEFR – R&D		In thousands of CZK amount
MEYS		13 523
of which	Institutional support - RVO (here IP)	10 791
	Special-purpose support - SVV (here SPS)	1 691
	Special-purpose support – International co-operation	190
	Special-purpose support – Sustainability programmes	851
Other providers		2 861
of which	GA CZ	1 222
	TA CZ	269
	Ministry of Agriculture	733
	Ministry of Health	209
	Ministry of Culture	73
	Ministry of Interior	24
	other	199
Gifts		132
R&D in total		16 384
Transfers to the FEFR – non-science		
Other providers		114
From abroad	Erasmus	310
Gifts		108
Non-science in total		532
Total		16 916

5 OVERVIEW OF ASSETS AND LIABILITIES

Long-term asset portfolio

In thousands of CZK	
Long-term assets – intangible	Registered value
Software	70 064
Valuable rights	399
Low-value long-term intangible assets registered	2 567
Other long-term intangible assets	929
Intangible long-term assets in progress	35
Total	73 994

In thousands of CZK	
Long-term assets – tangible	Registered value
Lands	224 694
Works of art and objects	2 727
Buildings	3 034 470
Tangible movables and collections of tangible movables	1 274 137
Animals	364
Low-value long-term intangible assets registered	90 782
Other long-term tangible assets	18
Tangible long-term assets in the course of construction	31 680
Advance payments for LTA	63
Total	4 658 935

In thousands of CZK	
Long-term assets – financial	Registered value
Equity interests and securities, other long-term financial assets	101

Long-term intangible assets

The balance of **software** as of December 31, 2019, amounted to CZK 70'064'000, which represents an increase by CZK 4'722'000 compared to the past year. D&R acquired a new accommodation system for CZK 1'389'000. A technical evaluation of all used FIS, IDM, STAG systems was executed. Furthermore, the registration system for the Support Centre for Students with Special Needs acquired in 2018 was being extended.

Valuable rights were increased from CZK 204'000 to CZK 399'000, it was a European patent of the constituent part FFPW for CZK 195'000.

The balance of low-value intangible long-term assets registered in the balance sheet is continuously decreasing, because low-value assets have been accounted in sub-balance sheet accounts since January 1, 2003, and it is, therefore, only being removed from the balance sheet account 018. As of December 12, 2019, it amounted to CZK 2'567'000 (i.e. a decrease by CZK 344'000)

Other long-term intangible assets amounted to CZK 929'000 as in the previous year.

Long-term tangible assets

The balance of **buildings** amounted to CZK 3'034'470'000 as of December 31, 2019, which represents an increase compared to the previous year by 84'692'000 CZK.

In 2019, the reconstruction of old roads, pavements and hard surfaces was completed on campus for CZK 22'412'000.

Two completely new and specific buildings serving for research were completed. The FFPW executed the construction of an aquaponic greenhouse for verifying alternative manner of aquaculture for CZK 18'520'000; it was covered from the project supported by resources from the SF EU – OP RDE (ERDF). It is a system that connects fish farming with plant cultivation without soil. A cycle is created, in which fish and plants coexist in a mutually beneficial symbiosis.

FSc – the Department of Ecosystem Biology acquired a device with a system of water reservoirs, so-called mesocosms, for CZK 2'710'000. The object was covered from the OPRDE SoWa project, which is executed together with the Biology Centre CAS CZ, the main executor of the project entitled *Research of key ecosystem interactions of the soil and water*.

Furthermore, the renovation of the building of the FHSS U Výstaviště was completed – the extension via a new wing, so-called “virtual hospital”, for CZK 30'313'000 and supported by the SF EU – OP RDE subsidy. The extension is not yet in full operation; the furnishing with medical technology and special simulation technology is ongoing during the first half of 2020. Under the project learning environment, the FHSS modernised lecture halls in the building Vltava where it changed build-in desks and folding chairs for CZK 944'000.

The FA began reconstruction of the building for pig farming, which will be completed in 2020.

A reconstruction of the southern glass facade of the FoA building and the Rectorate for CZK 2'734'000. Furthermore, a shed for bicycles was built at the FoA and Rectorate building for CZK 360'000.

In Vodňany, a new hard surface at the Rechle building was built for CZK 549'000.

The value of **independent movables and collections** amounted to CZK 1'274'137'000 in total as of December 31, 2019, which represents an increase in balance compared to the past year by CZK 32'712'000.

In total, movables and collections were acquired for CZK 102'137'000.

The following items are selected from items with a purchase price of over one million:

- Rectorate: two storage arrays Dell SC5020 CZK 1'396'000 each,
- D&R: new heat exchanger technology for the K5 dormitory for CZK 1'766'000,
- FA: a preparative liquid chromatograph Infinity 1260 for CZK 1'722'000 and a UHPLC device, LCMS system linear ion trap for CZK 5'499'000,
- FSc: a high definition mass spectrometer for CZK 14'999'000, high-pressure freezing system Leica for CZK 11'735'000, optical apparatus for single-molecule research for CZK 1'648'000 (including a further increase in price to CZK 4'125'000), rapid vitrification system Leica including accessories for 1'499'000 CZK, UV-Vis spectrophotometer SPARK/Tecan including accessories for CZK 1'039'000,
- FHSS: indirect calorimetry device for CZK 1'069'000,
- FFPW: an experimental room for environmental stimulation of spawning of fish for 2'192'000 CZK, self-feeding system controlled by software for 1'130'000 CZK, fluorescence microscope for 1'705'000 CZK, sample fractionation system for 1'601'000 CZK, Mastersizer 3000 device for CZK 1'397'000 and amino acid analyser for CZK 1'125'000.

The assets displayed above were financed not only from subsidy resources but also under the mandatory co-financing share in the case of SF EU projects as well as by replacing missing sources by the completion of financing via the USB's own capital resources. (its constituent parts) On half of the mass spectrometer was covered from the grant and the other from the grant transferred into funds. The UHPLC device was covered from CZK 3'800'000 from the resources of FSP (and the rest from the institution's own resources).

Together with the renewal of technology, obsolete movable items were discarded in the amount of CZK 69'426'000.

The value of **livestock** decreased to CZK 364'000 due to the ongoing renovation of the building for pig farming. Breeding sows and a boar were sold before its beginning. Furthermore, two mares were sold.

The balance of **low-value long-term tangible assets** registered in the balance sheet is continuously decreasing because since January 1, 2003, it is recorded in sub-balance sheet accounts and it is only eliminated from the balance sheet account 028. As of December 31, 2019, it amounted to CZK 90'782'000, which is a decrease by CZK 7'608'000 compared to the previous year.

The value of **lands** increased by CZK 5'635'000 to CZK 224'694'000. Three plots of land were purchased in Vodňany in relation with the project entitled "Accommodation facilities of the MEVPIS Centre". Specifically, a built area and a courtyard of 146 m² for CZK 45'000, the other area of 133 m² for CZK 78'000 and permanent grassland which will be used as a park in an area of 7'349 m² for CZK 4'252'000.

At the same time, the sale of unnecessary low-value lands in the amount of CZK 197'000 was executed (Administration and maintenance of roads of the South Bohemia Region, city of Týn nad Vltavou).

The balance of **works of art** remained almost unchanged, only the FE acquired vice-dean's ceremonial chain of office. The balance amounted to CZK 2'727'000 as of December 31, 2019.

Long-term assets in the course of construction or in progress

From the 04 account group, a balance was registered chiefly in the 0421 Buildings account as of December 31, 2019.

A balance of 35'000 CZK was also demonstrated in the account of purchase of intangible capital assets (the preparation of the "prim" website at the FE), then, a balance of CZK 3'474'000 in the account of purchase of movable assets, it was a simulation technology for the building of the virtual hospital of the FHSS.

The value of buildings in the course of construction in the account 0421 amounted to CZK 28'141'000, i.e., the number of unfinished buildings decreased, in particular, after the completion of abovementioned renovations (see buildings).

There are expenses remaining in the account 0421 for already commenced buildings and renovations. In particular, it is:

- FFPW: the rebuilding of the barn in the ŘíčnÍ street to serve as an accommodation facility of the MEVPIS Centre (CZK 4'376'000 was invested as of December 31)
- FA: the renovation in the course of construction of the building for pig breeding.
- Expenses for preparatory and project work:
 - o Renovation of the Bobík auditorium – CZK 3'635'000,
 - o Development of the barrier-free USB - CZK 2'564'000,
 - o FFPW: new laboratory of the fish diseases building - CZK 655'000,
 - o FA: chemistry pavilion – CZK 3'342'000,
 - o FSc: renovation of pavilions A-B – CZK 1'164'000,
 - o FA: renovation of the pavilion J CZK 520'000,
 - o D&R: dormitory K4 renovation K4 CZK 603'000,
 - o FE: renovation of the sports grounds CZK 422'000 and
 - o FT: renovation of the building at the address Na Mlýnské stoce 307'000 CZK.

Expenses expended on the originally planned new-built auditorium in the amount of CZK 6'928'000, the CPVTO building for CZK 1'981'000 and the Globus roundabout in the amount of CZK 101'000 remain unchanged.

Registration of low-value assets in a sub-balance sheet

The balance of low-value intangible assets in the sub-balance account amounted to CZK 30'413'000, i.e., CZK 345'000 more than in the past year.

The balance of low-value tangible assets amounted to CZK 425'305'000, which represents an increase by CZK 7'155'000. Low-value tangible assets were acquired for CZK 27'626'000. The low-value assets were acquired by the University from operating sources (grant) and subsidies. The most important subsidy was the subsidy from resources for LCDRO, under which the FFPW acquired low-value assets for CZK 3'104'000 and the FSc for CZK 1'502'000. Furthermore, it was the replacement of furniture, computer and audio-visual technology in lecture rooms under the ongoing OP RDE project Learning environment and ERDF. Furthermore, resources were drawn for the payment for the acquired low-value

tangible assets from, e.g. projects of the Institutional Plan of the MEYS, Ministry of Agriculture and projects accepted on the basis of co-executor agreements.

Low-value tangible assets in the value of CZK 20'470'000 were discarded for the acquisition cost. These were, in particular, worn down and obsolete equipment of modernised lecture rooms.

Inventory of assets and liabilities

Inventory checks were ongoing in 2019 at the USB pursuant to the Bursar's Ordinance No. 112/2017 on the execution of due inventory checks. Orders for inventory checks at individual constituent parts were issued in order to appoint individual committees and specify deadlines. The physical inventory check of long-term assets was executed as of September 30, 2019.

A deficit in the total value of 165'007.70 CZK was reported in the account 022 Independent movable items and collections of movable items at the Faculty of Economics. The items concerned were 13 computers which had been sold under the proper procedure as unnecessary assets, invoices were issued and the basis for the disposal of assets was not presented due to omission. Therefore, these assets are not really missing, but it is a mistake in the registry and the discrepancy was corrected by the end of 2019.

Apart from the deficit mentioned above, the physical inventory check discovered the same real balance concerning all accounts as reported. As of December 31, no differences between the physical and reported balance were found.

The balance of received long-term advance payments decreased only slightly by CZK 16'185'000 to CZK 345'452'000 as of December 31, 2019. The reason for the decrease was the continuation of the execution of OP projects of the programme period 2014-2020 and adopted pre-financing.

Receivables after maturity

As of December 31, 2019, receivables from customers amounted to CZK 4'739'000, of which CZK 1'178'000 past due within 180 days and CZK 40'000 were past due within 360 days, and CZK 261'000 for more than 360 days. Receivables are exacted on the basis of demands for payment to debtors, i.e. handover to the legal department.

A receivable from the company ENIRAM Trading, s.r.o., is registered in the account 315 in the amount of 1'264'000 CZK, which is pursued via courts.

Under other receivables, as of December 31, 2019, we register receivables in the amount of CZK 6'445'000, of which accounting claims against 2 debtors are an important part – former employees, according to the court decision in the amount of CZK 4'338'000. An impairment loss on these receivables was created in the amount of CZK 2'851'000.

Liabilities after maturity

At the account suppliers, we register CZK 41'957'000 in total, of which CZK 6'446'000 due for less than 90 days and these were paid at the beginning of 2020.

6 Conclusion

6.1 Control and audit activities

6.1.1 Internal control activity

As part of its internal control system, the USB performs a financial control based on currently applicable legislative provisions, in particular, the Act No. 320/2001 Coll., on Financial Control in Public Administration, as amended, and implementation regulations of the Ministry of Finance No. 416/2004 Coll. Managing control at the USB is provided by managing staff or by employees authorised by them who ensure the direct execution of operations. The audit of planned and prepared operations at the USB is defined by the Rector's Ordinance R 66 on the implementation of internal and control system from October 30, 2006. At constituent parts of the USB and the Rectorate, the performance of the preliminary managing control pursuant to the Act No. 320/2001 Coll. is ensured by designated employees who are appointed by the Rector, deans of faculties or directors of constituent parts. The managing employee of a facility/place of work or the project researcher is the operation originator at every constituent part and the Rectorate of the USB. Secretaries, economic officers of individual constituent parts, or a designated employee in the case of the Rectorate, mostly act as budget administrators. The preliminary control at the position of the chief accountant is executed by accountants of individual constituent parts who are responsible for the accounting of accounting cases. Continuous and subsequent controls are ensured by employees of individual constituent parts of the USB according to responsibilities arising from their job descriptions during the execution of operations (continuous control) or by designated managing staff or by the staff of designated units during evaluating and reviewing performed operations while knowing the nature of tasks of individual facilities/places of work, corresponding sources of their financing and the relevant legislation etc. (subsequent control).

Continuous monitoring and verifying of the financial control system is performed by the Internal Audit Unit. The activity of this unit follows the annual plan that is approved by the Rector. The audit and control activity and its output for 2019 are described in the Annual Activity Report of the USB for 2019 in detail. A summary of the most important findings and recommendations is a part of the annual report on internal audit activity.

6.1.2 External audit activity in financial management

The following audits concerning financial management were performed by audit entities at the USB in 2019:

- The Ministry of Finance – verifying the legality and correctness of expenses reported to the Commission under the delegated power (EU) 480/2014 pursuant to the Act No. 134/2016 (ZZVZ)
 - Project CZ.02.1.01/0.0/0.0/15_003/0000441 Mechanisms and dynamics of macromolecular complexes (OP RDE)
 - Project 63 - PhotoStruk – Analysis of historical PHOTOgraphs for the virtual reconstruction of cultural heritage in the Czech-Bavarian border areas (Programme of cross-border cooperation Czech Republic – Free State of Bavaria)
 - Project 80 – History as a meeting space – extracurricular places of instruction in Czech-Bavarian border areas (Programme of cross-border cooperation Czech Republic – Free State of Bavaria)
 - Project 48 – Building knowledge and technology transfer in the border area of the South Bohemia Region and Lower Bavaria (Programme of cross-border cooperation Czech Republic – Free State of Bavaria)

- MEYS
 - Conformity with the legislation of the Czech Republic, EU, rules of OP RDE and conditions of the Grant Award Decision
 - Project CZ.02.3.68/0.0/0.0/16_036/0005322 - Support of developing informatic thinking - PRIM (OP RDE)
 - Project CZ.02.3.69/0.0/0.0/16_028/0006192 – USB Development – Capacities for R&D (OP RDE) verification of financial management of public finances
 - Renovation K400, EDS 133D21Y001608 - PROGFIN (ISPROFIN)
 - II. phase. EDS 133D21Y001610 - FEd - Physical education pavilion - II. phase (ISPROFIN)
- CRR CZ – comprehensive verification of the project execution
 - 076 – Language skills centre for German and Czech (Programme of cross-border cooperation Czech Republic – Free State of Bavaria)
 - ATCZ35 – Technology through mathematics (INTERREG V-A Austria – Czech Republic)
 - 192 – Skill growth of students – better employability in the Czech-Bavarian border area (Programme of cross-border cooperation Czech Republic – Free State of Bavaria)
- ROP Southwest – Project CZ.1.14/2.1.00/32.02969 – Central part of the USB campus (ROP) – the audit of documents connected with 4 MZ
- KHS of the South Bohemia Region - 11059 – Aging healthily and actively – Senior learning in retirement homes (MH CZ - OVZ – National health programme) – auditing the use of finances of the project
- Regional Authority of the South Bohemia Region – audit of accounting of public collections
 - Final accounting of a public collection – A heart for a book
 - Continuous accounting of a public collection - E. Křiváčková

Assessment of measures from audits of the previous year

The Customs Office for South Bohemia region executed an audit of INTRASTAT in 2018 in the context of importing goods from EU member states. The USB exceeded the limit for reporting in the course of the year and omitted to report the information from the beginning of the reference period. Reported details were added by the set deadline.

Measures adopted: an employee of the economic department who is required to continuously monitor the limit for reporting and ensure reporting in the case that the limit is exceeded was designated.

6.2 USB financing in 2019


For the most part, the financing of the USB is based on the contribution from the state budget for educational and creative activity and the support of research, experimental development and innovations from public finances in the form of institutional support of long-term conceptual development of a research organisation (LCDRO) as well as special-purpose support of R&D projects and specific higher education research that was provided by the MEYS. The financial resources of the USB are furthermore supplemented by finances obtained under projects co-financed from SF EU (ERDF and ESF) and projects obtained from other chapters of the state budget and resources from abroad. Additional resources of the USB are obtained from its offer of services and goods executed under the core as well as ancillary activity (services for students, contractual research, consulting, accommodation and catering etc.). Resources obtained from the continuously expanding offer of courses of lifelong learning are importantly involved in financing at some faculties.

Therefore, the dependence of the USB on public funding is still very high. A significant change of this situation is not currently either realistic or desirable with respect to issues of public support that the USB must perceive substantially in the contexts of its financial management. Yet there is certain space that is still not fully used for increased involvement of resources from the economic activity by the additional use of current capacities in the area of human resources as well as assets. The support for the improvement of the situation may also be noted in the methodology of allocating institutional resources of the budget of the USB among its constituent parts. The methodology preserves the criterion of external incomes, of which incomes from contractual research, licences and lifelong learning are an integral part, under performance criteria for allocating parts of the contribution. It is particularly

in the last area, lifelong learning, that there are opportunities for greater participation of some faculties with a significant potential for this activity.

Under the approved budget allocation of the MEYS for higher education institutions, there was another significant increase in resources in 2019. The increase in the contribution represented approx. 36 million CZK for the USB. In comparison with the increase in 2018, when the decrease in operation sources of financing of higher education institutions was successfully halted and the increase in resources for the USB was 69 million CZK (on the level of the institutional part of the contribution, i.e., A and K indicators and the LCDRO support), the increase is lower, nevertheless, it is possible to say that it is a positive trend that is very needed for ensuring a good quality of operations of the University.

The endeavour of the management of the USB in 2019 was to support more effective economic management in the following years by aiming the USB at the quality of all its activities not only in connection with the requirement of the Higher Education Act. By a further refinement of internal methodological tools of allocating the budget, the aim of the management of the USB was to prepare an optimal way of internally dealing with the situation in resource allocation from the MEYS in the area of the contribution as well as in the area of the institutional support of the LCDRO. Central methodologies that would have had a very different impact on individual faculties of the USB, should they be fully adopted at the USB, cannot, as it is increasingly clear, be directly applied even to faculties. Therefore, the management of the USB, furthermore, began working on an internal methodology of the USB on allocating institutional resources for education and development of research that was introduced in 2017 for the first time and that was partially applied in the budget of 2018. The methodology was modified on the basis of experience with its application and modifications were discussed in detail and the resulting version was used for composing the institutional part of the budget of the USB for 2019. However, that is not the end of work on the internal methodology, further refinement and acceptance of new suggestions are prepared for the 2020 budget.



Jihočeská univerzita
v Českých Budějovicích
University of South Bohemia
in České Budějovice

The Annual Report on Financial Management for 2019

Tables

Table 1.1 Balance sheet for 2019

Balance sheet (1)				
Annexe no.1 to the Decree No. 504/2002 Coll., as amended				
Individual items shown in thousands of CZK (Section 4 (3))	account/sum (2)	line (3)	as of 1/1 (4)	as of 31/12(4)
ASSETS			col. 1	col. 2
A. Long-term assets in total	L.2+10+21+28	0001	2 868 479	2 882 662
I. Long-term intangible assets in total	L.3 to 9	0002	69 581	73 994
1. Intangible results of research and development	012	0003	0	0
2. Software	013	0004	65 342	70 064
3. Valuable rights	014	0005	204	399
4. Long-term low-value intangible assets	018	0006	2 911	2 567
5. Other long-term intangible assets	019	0007	929	929
6. Intangible assets in progress	041	0008	195	35
7. Advance payments for long-term intangible assets	051	0009	0	0
II. Long-term tangible assets in total	L.11 to 20	0010	4 555 600	4 658 935
1. Lands	031	0011	219 058	224 694
2. Works of art, objects and collections	032	0012	2 683	2 727
3. Buildings	021	0013	2 949 778	3 034 470
4. Tangible movables and collections of tangible movables	022	0014	1 241 425	1 274 137
5. Perennial crops	025	0015	0	0
6. Full-grown animals and groups thereof	026	0016	588	364
7. Low-value long-term tangible assets	028	0017	98 390	90 782
8. Other long-term tangible assets	029	0018	18	18
9. Tangible assets in the course of construction	042	0019	43 610	31 680
10. Advance payments for long-term tangible assets	052	0020	50	63
III. Long-term financial assets in total	L.22 to 27	0021	101	101
1. Equity interest - controlled or controlling entity	061	0022	0	0
2. Equity interest - significant influence	062	0023	0	0
3. Debt securities held-to-maturity	063	0024	51	51
4. Loans to organisational units	066	0025	0	0
5. Other long-term loans	067	0026	0	0
6. Other long-term financial assets	069	0027	50	50
IV. Accumulated depreciation of long-term assets in total	L.29 to 39	0028	-1 756 803	-1 850 368
1. Accumulated depreciation of intangible assets of research and	072	0029	0	0
2. Accumulated depreciation of software	073	0030	-57 803	-61 309
3. Accumulated depreciation of valuable rights	074	0031	0	0
4. Accumulated depreciation of low-value long-term intangible assets	078	0032	-2 912	-2 567
5. Accumulated depreciation of other long-term intangible assets	079	0033	-999	-1 077
6. Accumulated depreciation of buildings	081	0034	-684 961	-747 739
7. Accumulated depreciation of independent tangible movable assets and collection of tangible movable assets	082	0035	-911 332	-946 611
8. Accumulated depreciation of perennial crops	085	0036	0	0
9. Accumulated depreciation of livestock	086	0037	-388	-265
10. Accumulated depreciation of low-value long-term tangible assets	088	0038	-98 390	-90 782
11. Accumulated depreciation of other long-term tangible assets	089	0039	-18	-18
B. Current assets in total	L.41+51+71+7	0040	1 169 303	1 263 020
I. Inventory in total	L.42 to 50	0041	9 874	10 101
1. Material in stock	112	0042	2 592	2 595
2. Material in transit	119	0043	0	0
3. Work in progress	121	0044	0	0
4. Semi-finished goods	122	0045	0	0
5. Goods	123	0046	464	484
6. Young and other animals and groups thereof	124	0047	3 405	3 296
7. Goods in stock and in shops	132	0048	3 413	3 697
8. Goods in transit	139	0049	0	29
9. Advanced payments for inventory	z314	0050	0	0
II. Receivables in total	L.52 to 70	0051	279 897	274 689
1. Customers	311	0052	5 376	4 739
2. Receivable bills of exchange	312	0053	0	0
3. Receivables for discounted securities	313	0054	0	0
4. Operating advance payments provided	z314	0055	3 178	2 831
5. Other receivables	315	0056	1 815	1 668
6. Receivables from employees	335	0057	325	285
7. Receivables from institutions of social security and public health insurance	336	0058	0	0
8. Income tax	341	0059	0	0
9. Other direct taxes	342	0060	0	0
10. Value added tax	343	0061	0	0
11. Other taxes and levies	345	0062	0	0
12. Subsidy claims and other settlements with the state budget	346	0063	-631	-776
13. Subsidy claims and other settlements with budgets of local authorities	348	0064	0	0
14. Receivables from partners associated in a company	358	0065	0	0
15. Receivables from fixed-term forwards and options	373	0066	0	0
16. Receivables from bonds issued	375	0067	0	0
17. Other receivables	378	0068	7 573	6 445
18. Estimated receivables	388	0069	265 194	262 348
19. Impairment loss on receivables	391	0070	-2 933	-2 851

III. Current financial assets in total	L.72 to 78	0071	871 326	971 051
1. Available cash	211	0072	1 250	781
2. Valuables	213	0073	516	519
3. Financial resources in bank accounts	221	0074	869 745	969 751
4. Equity securities for trading	251	0075	0	0
5. Debt securities for trading	253	0076	0	0
6. Other securities	256	0077	0	0
7. Cash in transit	261	0078	-185	0
IV. Other assets in total	L.80 to 81	0079	8 206	7 179
1. Deferred expenses	381	0080	5 782	6 763
2. Accrued income	385	0081	2 424	416
Assets in total	L. 1+40	0082	4 037 782	4 145 682
EQUITY AND LIABILITIES			col. 3	col. 4
A. Equity in total	L.84+88	0083	3 484 811	3 611 955
I. Equity in total	L.85 to 87	0084	3 475 879	3 593 472
1. Own equity	901	0085	2 894 875	2 909 045
2. Funds	911	0086	581 004	684 427
3. Valuation differences from overvaluation of financial assets and	921	0087	0	0
II. Net profit in total	L.89 to 91	0088	8 932	18 483
1. Net profit account	963	0089	0	18 483
2. Net profit in the process of approval	931	0090	8 932	0
3. Retained earnings, losses of prior years	932	0091	0	0
B. Liabilities in total	L.93+95+103+127	0092	552 971	533 727
I. Provisions in total	L.94	0093	0	0
1. Provisions	941	0094	0	0
II. Long-term liabilities in total	L.96 to 102	0095	361 637	345 452
1. Long-term loans	951	0096	0	0
2. Bonds issued	953	0097	0	0
3. Rental liabilities	954	0098	0	0
4. Long-term advance payments received	955	0099	361 637	345 452
5. Payable long-term bills of exchange	958	0100	0	0
6. Accrued liabilities	z 389	0101	0	0
7. Other long-term liabilities	959	0102	0	0
III. Current liabilities in total	L.104 to 126	0103	157 783	149 057
1. Suppliers	321	0104	60 377	41 957
2. Payable bills of exchange	322	0105	0	0
3. Advance payments received	324	0106	389	4 919
4. Other liabilities	325	0107	48	43
5. Employees	331	0108	49 560	52 947
6. Other liabilities to employees	333	0109	1 695	1 092
7. Liabilities - institutions of social security and public health insurance	336	0110	27 574	29 144
8. Income tax	341	0111	0	0
9. Other direct taxes	342	0112	9 312	10 077
10. Value added tax	343	0113	-1 995	-2 065
11. Other taxes and levies	345	0114	0	0
12. Liabilities to the state budget	346	0115	0	0
13. Liabilities - budgets of local authorities	348	0116	0	0
14. Liabilities - subscribed unsettled securities and equity interests	367	0117	0	0
15. Liabilities - partners associated in a company	368	0118	0	0
16. Liabilities - fixed-term forwards and options	373	0119	0	0
17. Other liabilities	379	0120	7 792	8 175
18. Short-term loans	231	0121	0	0
19. Discounted loans	232	0122	0	0
20. Short-term bonds issued	241	0123	0	0
21. Own bonds	255	0124	0	0
22. Accrued liabilities	z389	0125	3 031	2 768
23. Other short-term financial assistance	249	0126	0	0
IV. Other equity and liabilities	L.128 to 129	0127	33 551	39 218
1. Accrued expenses	383	0128	766	-138
2. Accrued income	384	0129	32 785	39 356
Liabilities and equity in total	L.83+92	0130	4 037 782	4 145 682

Notes

- (1) Preparation of the "Balance sheet" is governed by Section 5 and Sections 7 to 25 of the Decree No. 504/2002 Coll.
- (2) The Decree only specifies the designation and structure of texts; the account numbers have been added for better orientation on the report.
- (3) The numbering of rows and columns is obligatory.
- (4) The Figures are indicated in thousands with no decimal places.
- (5) The item of equity and liabilities entitled "A.II.1. Net income account" is reported only as of the last day of the reporting period.
- (6) The item of equity and liabilities entitled "A.II.2. Net income in process of approval" is reported only as of the first day of the reporting period.

Table 2 Profit and loss statement for 2019 (USB)

Profit and loss statement (1)					
Annexe No.2 to the Decree No. 504/2002 Coll., as amended					
Individual items are shown in thousands of CZK (Section 4 (3))	account/sum (2)	line (3)	core activity (4)	ancillary activity (4)	TOTAL
A. Expenses			col. 1	col.2	col.2
I. Consumed purchases and purchased services	L.2 to 7	0001	315 528	20 887	336 415
1. Consumed materials, energy and other unstored supplies	501,502,503	0002	142 851	13 535	156 386
2. Goods sold	504	0003	161	2 258	2 419
3. Repairs and maintenance	511	0004	18 868	529	19 397
4. Travel expenses	512	0005	25 080	445	25 525
5. Entertainment expenses	513	0006	2 998	335	3 333
6. Other services	518	0007	125 570	3 785	129 355
II. Changes in inventory of the institution's own activity and capitalisation	L.9 to 11	0008	-169 436	-765	-170 201
7. Changes in inventory of its own activity	56	0009	158	-56	102
8. Capitalisation of material, goods and internal services	571,572	0010	-169 544	-709	-170 253
9. Capitalisation of long-term assets	573,574	0011	-50	0	-50
III. Personnel expenses	L.13 to 17	0012	1 088 886	18 289	1 107 175
10. Labour costs	521	0013	726 908	13 917	740 825
11. Statutory social insurance	524	0014	234 977	4 357	239 334
12. Other social insurance	525	0015	0	0	0
13. Statutory social expenses	527	0016	153	2	155
14. Other social expenses	528	0017	126 848	13	126 861
IV. Taxes and levies	L.19	0018	1 019	39	1 058
15. Taxes and levies	53	0019	1 019	39	1 058
V. Other expenses	L.21 to 27	0020	321 957	5 098	327 055
16. Contractual penalties and interest on late payments, other fines and penalties	541,542	0021	23	0	23
17. Bad debt write-off	543	0022	90	103	193
18. Interest payable	544	0023	0	0	0
19. Foreign exchange losses	545	0024	1 538	94	1 632
20. Gifts	546	0025	165	28	193
21. Deficits and losses	548	0026	5	0	5
22. Other expenses	549	0027	320 136	4 873	325 009
VI. Depreciation, assets sold, creation of provisions and allowances	L.29 to 33	0028	172 038	1 657	173 695
23. Depreciation of long-term assets	551	0029	171 627	1 657	173 284
24. Long-term assets sold	552	0030	242	0	242
25. Securities and equity interests sold	553	0031	0	0	0
26. Materials sold	554	0032	251	0	251
27. Creation and use of provisions and allowances	556,558,559	0033	-82	0	-82
VII. Contributions provided	L.35	0034	920	16	936
28. Member contributions provided and contributions settled between org. units	581	0035	920	16	936
VIII. Income tax	L.37	0036	0	0	0
29. Income tax	59	0037	0	0	0
Expenses in total	L.1+8+12+18+20+28+34	0038	1 730 912	45 221	1 776 133
B. Income					
I. Operating subsidies	L.41	0039	1 409 360	0	1 409 360
1. Operating subsidies	691	0040	1 409 360	0	1 409 360
II. Contributions received	L.43 to 45	0041	970	182	1 152
2. Received contributions settled between organisational units	681	0042	0	0	0
3. Contributions (gifts) received	682	0043	970	182	1 152
4. Received member contributions	684	0044	0	0	0
III. Revenues from the institution's own activities and goods	601,602,604	0045	92 208	57 311	149 519
IV. Other incomes	L.48 to 53	0046	231 610	465	232 075
5. Contractual penalties, interest on late payments, other fines and penalties	641,642	0047	613	1	614
6. Payments for receivables written off	643	0048	2	0	2
7. Interest income	644	0049	12 608	0	12 608
8. Foreign exchange gains	645	0050	50	6	56
9. Fund settlements	648	0051	28 480	134	28 614
10. Other income	649	0052	189 857	324	190 181
V. Revenue from asset sale	L.55 to 59	0053	2 389	121	2 510
11. Revenues from long-term intangible and tangible assets sale	652	0054	2 012	104	2 116
12. Revenues from securities and equity interests sold	653	0055	0	0	0
13. Revenues from material sale	654	0056	377	17	394
14. Income from current financial assets	655	0057	0	0	0
15. Incomes from long-term financial assets	657	0058	0	0	0
Incomes in total	L.40+42+46+47+54	0059	1 736 537	58 079	1 794 616
C. Net profit before tax	L.60 - 38	0060	5 625	12 858	18 483
D. Net profit after tax	L.61 - 36	0061	5 625	12 858	18 483
			main + economic activity		
Net profit before tax in total	L.61/col.1+61/col.2	0062	18 483		
Net profit after tax in total	L.62/col.1+62/col.2	0063	18 483		

Notes

- (1) Preparation of the "Profit and loss statement" is governed by Section 6 and Sections 26 to 28 of the Decree No. 504/2002 Coll.
- (2) The Decree only specifies the designation and structure of the texts; the account and group numbers are added for better orientation in the report.
- (3) The numbering of rows and columns is obligatory
- (4) The figures are indicated in thousands with no decimal places.

Cross-check link

The item entitled "Net profit after tax in total" must be equal to the item entitled A.II.1 "Net profit account" displayed in the equity and liabilities of the balance sheet.

Table 2.a Profit and loss statement for 2019 (USB excluding D&R)

Profit and loss statement (1)					
Annexe No.2 to the Decree No. 504/2002 Coll., as amended					
Individual items are shown in thousands of CZK (Section 4 (3))	account/sum (2)	line (3)	core activity (4)	ancillary activity (4)	TOTAL
			col. 1	col.2	col.2
A. Expenses					
I. Consumed purchases and purchased services	L.2 to 7	0001	292 811	8 570	301 381
1. Consumed materials, power and other unstored supplies	501,502,503	0002	122 965	3 931	126 896
2. Goods sold	504	0003	161	52	213
3. Repairs and maintenance	511	0004	18 207	315	18 522
4. Travel expenses	512	0005	25 062	445	25 507
5. Entertainment expenses	513	0006	2 961	335	3 296
6. Other services	518	0007	123 455	3 492	126 947
II. Changes in inventory of the institution's own activity and capitalisation	L.9 to 11	0008	-169 436	-765	-170 201
7. Changes in inventory of its own activity	56	0009	158	-56	102
8. Capitalisation of material, goods and internal services	571,572	0010	-169 544	-709	-170 253
9. Capitalisation of long-term assets	573,574	0011	-50	0	-50
III. Personnel expenses	L.13 to 17	0012	1 067 204	9 300	1 076 504
10. Labour costs	521	0013	711 025	7 181	718 206
11. Statutory social insurance	524	0014	229 697	2 107	231 804
12. Other social insurance	525	0015	0	0	0
13. Statutory social expenses	527	0016	144	0	144
14. Other social expenses	528	0017	126 338	12	126 350
IV. Taxes and levies	L.19	0018	1 009	4	1 013
15. Taxes and levies	53	0019	1 009	4	1 013
V. Other expenses	L.21 to 27	0020	320 904	4 357	325 261
16. Contractual penalties and interest on late payments, other fines and penalties	541,542	0021	23	0	23
17. Bad debt write-off	543	0022	90	103	193
18. Interest payable	544	0023	0	0	0
19. Foreign exchange losses	545	0024	1 538	94	1 632
20. Gifts	546	0025	155	28	183
21. Deficits and losses	548	0026	5	0	5
22. Other expenses	549	0027	319 093	4 132	323 225
VI. Depreciation, assets sold, creation of provisions and allowances	L.29 to 33	0028	160 792	864	161 656
23. Depreciation of long-term assets	551	0029	160 381	864	161 245
24. Long-term assets sold	552	0030	242	0	242
25. Securities and equity interests sold	553	0031	0	0	0
26. Materials sold	554	0032	251	0	251
27. Creation and use of provisions and allowances	556,558,559	0033	-82	0	-82
VII. Contributions provided	L.35	0034	920	16	936
28. Member contributions provided and contributions settled between org. units	581	0035	920	16	936
VIII. Income tax	L.37	0036	0	0	0
29. Income tax	59	0037	0	0	0
Expenses in total	L.1+8+12+18+20+28+34	0038	1 674 204	22 346	1 696 550
B. Income					
I. Operating subsidies	L.41	0039	1 404 686	0	1 404 686
1. Operating subsidies	691	0040	1 404 686	0	1 404 686
II. Contributions received	L.43 to 45	0041	970	182	1 152
2. Received contributions settled between organisational units	681	0042	0	0	0
3. Contributions (gifts) received	682	0043	970	182	1 152
4. Received member contributions	684	0044	0	0	0
III. Revenues from the institution's own activities and goods	601,602,604	0045	41 412	27 345	68 757
IV. Other incomes	L.48 to 53	0046	228 684	406	229 090
5. Contractual penalties, interest on late payments, other fines and penalties	641,642	0047	522	0	522
6. Payments for receivables written off	643	0048	2	0	2
7. Interest income	644	0049	12 573	0	12 573
8. Foreign exchange gains	645	0050	50	6	56
9. Fund settlements	648	0051	28 480	134	28 614
10. Other income	649	0052	187 057	266	187 323
V. Revenue from asset sale	L.55 to 59	0053	2 361	121	2 482
11. Revenues from long-term intangible and tangible assets sale	652	0054	2 012	104	2 116
12. Revenues from securities and equity interests sold	653	0055	0	0	0
13. Revenues from material sale	654	0056	349	17	366
14. Income from current financial assets	655	0057	0	0	0
15. Incomes from long-term financial assets	657	0058	0	0	0
Incomes in total	L.40+42+46+47+54	0059	1 678 113	28 054	1 706 167
C. Net profit before tax	L.60 - 38	0060	3 909	5 708	9 617
D. Net profit after tax	L.61 - 36	0061	3 909	5 708	9 617
			main + economic activity		
Net profit before tax in total	L.61/col.1+61/col.2	0062	9 617		
Net profit after tax in total	L.62/col.1+62/col.2	0063	9 617		

Notes

(1) Preparation of the "Profit and loss statement" is governed by Section 6 and Sections 26 to 28 of the Decree No. 504/2002 Coll.

(2) The Decree only specifies the designation and structure of the texts; the account and group numbers are added for better orientation in the report.

(3) The numbering of rows and columns is obligatory

(4) The figures are indicated in thousands with no decimal places.

Table 2.b Profit and loss statement for 2019 (Dormitories and refectories)

Profit and loss statement (1)					
Annexe No.2 to the Decree No. 504/2002 Coll., as amended					
Individual items are shown in thousands of CZK (Section 4 (3))	account/sum (2)	line (3)	core activity (4)	ancillary activity (4)	TOTAL
			col. 1	col.2	col.2
A. Expenses					
I. Consumed purchases and purchased services	L.2 to 7	0001	22 717	12 317	35 034
1. Consumed materials, energy and other unstored supplies	501,502,503	0002	19 886	9 604	29 490
2. Goods sold	504	0003	0	2 206	2 206
3. Repairs and maintenance	511	0004	661	214	875
4. Travel expenses	512	0005	18	0	18
5. Entertainment expenses	513	0006	37	0	37
6. Other services	518	0007	2 115	293	2 408
II. Changes in inventory of the institution's own activity and capitalisation	L.9 to 11	0008	0	0	0
7. Changes in inventory of its own activity	56	0009	0	0	0
8. Capitalisation of material, goods and internal services	571,572	0010	0	0	0
9. Capitalisation of long-term assets	573,574	0011	0	0	0
III. Personnel expenses	L13 to 17	0012	21 682	8 989	30 671
10. Labour costs	521	0013	15 883	6 736	22 619
11. Statutory social insurance	524	0014	5 280	2 250	7 530
12. Other social insurance	525	0015	0	0	0
13. Statutory social expenses	527	0016	9	2	11
14. Other social expenses	528	0017	510	1	511
IV. Taxes and levies	L.19	0018	10	35	45
15. Taxes and levies	53	0019	10	35	45
V. Other expenses	L.21 to 27	0020	1 053	741	1 794
16. Contractual penalties and interest on late payments, other fines and penalties	541,542	0021	0	0	0
17. Bad debt write-off	543	0022	0	0	0
18. Interest payable	544	0023	0	0	0
19. Foreign exchange losses	545	0024	0	0	0
20. Gifts	546	0025	10	0	10
21. Deficits and losses	548	0026	0	0	0
22. Other expenses	549	0027	1 043	741	1 784
VI. Depreciation, assets sold, creation of provisions and allowances	L.29 to 33	0028	11 246	793	12 039
23. Depreciation of long-term assets	551	0029	11 246	793	12 039
24. Long-term assets sold	552	0030	0	0	0
25. Securities and equity interests sold	553	0031	0	0	0
26. Materials sold	554	0032	0	0	0
27. Creation and use of provisions and allowances	556,558,559	0033	0	0	0
VII. Contributions provided	L.35	0034	0	0	0
28. Member contributions provided and contributions settled between org. units	581	0035	0	0	0
VIII. Income tax	L.37	0036	0	0	0
29. Income tax	59	0037	0	0	0
Expenses in total	L.1+8+12+18+20+28+34	0038	56 708	22 875	79 583
B. Income					
I. Operating subsidies	L.41	0039	4 674	0	4 674
1. Operating subsidies	691	0040	4 674	0	4 674
II. Contributions received	L.43 to 45	0041	0	0	0
2. Received contributions settled between organisational units	681	0042	0	0	0
3. Contributions (gifts) received	682	0043	0	0	0
4. Received member contributions	684	0044	0	0	0
III. Revenues from the institution's own activities and goods	601,602,604	0045	50 796	29 966	80 762
IV. Other incomes	L.48 to 53	0046	2 926	59	2 985
5. Contractual penalties, interest on late payments, other fines and penalties	641,642	0047	91	1	92
6. Payments for receivables written off	643	0048	0	0	0
7. Interest income	644	0049	35	0	35
8. Foreign exchange gains	645	0050	0	0	0
9. Fund settlements	648	0051	0	0	0
10. Other income	649	0052	2 800	58	2 858
V. Revenue from asset sale	L.55 to 59	0053	28	0	28
11. Revenues from long-term intangible and tangible assets sale	652	0054	0	0	0
12. Revenues from securities and equity interests sold	653	0055	0	0	0
13. Revenues from material sale	654	0056	28	0	28
14. Income from current financial assets	655	0057	0	0	0
15. Incomes from long-term financial assets	657	0058	0	0	0
Incomes in total	L.40+42+46+47+54	0059	58 424	30 025	88 449
C. Net profit before tax	L.60 - 38	0060	1 716	7 150	8 866
D. Net profit after tax	L.61 - 36	0061	1 716	7 150	8 866
			main + economic activity		
Net profit before tax in total	L.61/col.1+61/col.2	0062	8 866		
Net profit after tax in total	L.62/col.1+62/col.2	0063	8 866		

Notes

(1) Preparation of the "Profit and loss statement" is governed by Section 6 and Sections 26 to 28 of the Decree No. 504/2002 Coll.

(2) The Decree only specifies the designation and structure of the texts; the account and group numbers are added for better orientation in the report.

(3) The numbering of rows and columns is obligatory

(4) The figures are indicated in thousands with no decimal places.

Table 3 Net profit for 2019

(in thousands of CZK)

PHEI constituent parts (1)	NP from core activity (2)	NP from ancillary activity(2)	NP in total (2)
Rectorate	3 262	1 188	4 450
Dormitories and refectories	1 716	7 150	8 866
Faculty of Education	364	1 124	1 488
Faculty of Theology	815	10	825
Faculty of Agriculture	-592	706	114
Faculty of Science	815	134	949
Faculty of Health and Social Sciences	543	119	662
Faculty of Fisheries and Protection of Waters	-1 237	2 182	945
Faculty of Arts	184	0	184
Faculty of Economics	-245	245	0
Pre-school facilities	0	0	0
T o t a l (3)	5 625	12 858	18 483

Notes

(1) The structure as displayed pursuant to Section 22

(1) Subsection 2) of the Act No. 111/1998 Coll.

(2) The figures are displayed after tax

(3) The figures correspond to figures of line no. 62 and line no. 64 from table no. 2

Table 4 Cash flow statement for 2019

(in thousands of CZK)

Total CASH FLOW structure	Line no.	Prior period	Current period	Difference	Impact on CF
Current year net profit	001	0	18 483	18 483	18 483
Depreciation and amortisation of long-term assets	002	0	0	0	173 284
Provisions governed by regulations	003	0	0	0	0
Provisional accounts - equity and liabilities	004	36 582	41 986	5 404	5 404
Accrued expenses	005	766	-138	-904	-904
Accrued income	006	32 785	39 356	6 571	6 571
Foreign exchange differences - equity and liabilities	007	0	0	0	0
Accrued liabilities	008	3 031	2 768	-263	-263
Provisional accounts - assets	009	273 400	269 527	-3 873	3 873
Deferred expenses	010	5 782	6 763	981	-981
Accrued revenue	011	2 424	416	-2 008	2 008
Foreign exchange differences - assets	012	0	0	0	0
Accrued assets	013	265 194	262 348	-2 846	2 846
Receivables in total	014	15 334	13 117	-2 217	2 217
From trade	015	10 369	9 238	-1 131	1 131
Associated partners	016	0	0	0	0
Institutions of social security and health insurance	017	0	0	0	0
Income tax	018	0	0	0	0
Other direct taxes	019	0	0	0	0
Value added tax	020	0	0	0	0
Other taxes and levies	021	0	0	0	0
From the state budget	022	0	0	0	0
From budgets of local authorities	023	0	0	0	0
Employees	024	325	285	-40	40
Other receivables	025	7 573	6 445	-1 128	1 128
Allowance on receivables	026	-2 933	-2 851	82	-82
Valuables	027	516	519	3	-3
Equity securities	028	0	0	0	0
Debt securities and own bonds	029	0	0	0	0
Other securities and the purchase of short-term financial assets	030	0	0	0	0
Inventory in total	031	9 874	10 101	227	-227
Material in stock and in transit	032	2 592	2 595	3	-3
Work in progress and semi-finished goods	033	0	0	0	0
Goods	034	464	484	20	-20
Animals	035	3 405	3 296	-109	109
Goods in stock and in transit	036	3 413	3 726	313	-313
Advanced payments on inventory	037	0	0	0	0
Current liabilities	038	155 383	147 065	-8 318	-8 318
Suppliers	039	60 377	41 957	-18 420	-18 420
Payable bills of exchange	040	0	0	0	0
Advance payments received	041	389	4 919	4 530	4 530
Other liabilities	042	48	43	-5	-5
Employees	043	49 560	52 947	3 387	3 387
Other liabilities to employees	044	1 695	1 092	-603	-603
Institutions of social security and health insurance	045	27 574	29 144	1 570	1 570
Income tax	046	0	0	0	0
Other direct taxes	047	9 312	10 077	765	765
Value added tax	048	-1 995	-2 065	-70	-70
Other taxes and levies	049	0	0	0	0
To the state budget	050	631	776	145	145
To local authorities	051	0	0	0	0
Associated partners	052	0	0	0	0
Other liabilities	053	7 792	8 175	383	383
Current bank loans	054	0	0	0	0
Financial assistance received	055	0	0	0	0
Operational cash flow	056	491 089	500 798	9 709	194 713
Long-term intangible assets	057	69 581	73 994	4 413	-4 413
Intangible results of research and development	058	0	0	0	0
Software	059	65 342	70 064	4 722	-4 722
Valuable rights subjects	060	204	399	195	-195
Low-value long-term intangible assets	061	2 911	2 567	-344	344
Other long-term intangible assets	062	929	929	0	0
Intangible assets in progress	063	195	35	-160	160
Advance payments for long-term intangible assets	064	0	0	0	0
Accumulated depreciation in total	065	-61 714	-64 953	-3 239	3 239
Accumulated depreciation of intangible assets of research and development	066	0	0	0	0
Accumulated depreciation of software	067	-57 803	-61 309	-3 506	3 506
Accumulated depreciation of valuable rights subjects	068	0	0	0	0
Accumulated depreciation of low-value long-term intangible assets	069	-2 912	-2 567	345	-345
Accumulated depreciation of other long-term intangible assets	070	-999	-1 077	-78	78
Long-term tangible assets	071	4 555 600	4 658 935	103 335	-103 335

Lands	072	219 058	224 694	5 636	-5 636
Works of art and collections	073	2 683	2 727	44	-44
Buildings	074	2 949 778	3 034 470	84 692	-84 692
Independent movables and collections of movables	075	1 241 425	1 274 137	32 712	-32 712
Perennial crops	076	0	0	0	0
Livestock	077	588	364	-224	224
Low-value long-term tangible assets	078	98 390	90 782	-7 608	7 608
Other long-term tangible assets	079	18	18	0	0
Tangible assets in the course of construction	080	43 610	31 680	-11 930	11 930
Advance payments for long-term tangible assets	081	50	63	13	-13
Accumulated depreciation in total	082	-1 695 089	-1 785 415	-90 326	90 326
Accumulated depreciation of buildings	083	-684 961	-747 739	-62 778	62 778
Accumulated depreciation of movables and collections of movables	084	-911 332	-946 611	-35 279	35 279
Accumulated depreciation of perennial crops	085	0	0	0	0
Accumulated depreciation of livestock	086	-388	-265	123	-123
Accumulated depreciation of low-value long-term tangible assets	087	-98 390	-90 782	7 608	-7 608
Accumulated depreciation of other long-term tangible assets	088	-18	-18	0	0
Correction by excluding depreciation	089	0	0	0	-173 284
Long-term financial assets	090	101	101	0	0
Equity securities and deposits - controlling influence	091	0	0	0	0
Equity securities and deposits - significant influence	092	0	0	0	0
Other long-term securities and deposits	093	51	51	0	0
Loans to business within the group	094	0	0	0	0
Other long-term financial assets	095	50	50	0	0
Cash flow from investment activity	096	2 868 479	2 882 662	14 183	-187 467
Long-term liabilities in total	097	361 637	345 452	-16 185	-16 185
Bonds issued	098	0	0	0	0
Rental liabilities	099	0	0	0	0
Long-term advance payments received	100	361 637	345 452	-16 185	-16 185
Long-term payable bills of exchange	101	0	0	0	0
Other long-term liabilities	102	0	0	0	0
Long-term bank loans	103	0	0	0	0
Equity	104	2 894 875	2 909 045	14 170	14 170
Funds	105	581 004	684 427	103 423	103 423
Valuation differences from overvaluation of assets and liabilities	106	0	0	0	0
Retained earnings, losses of prior years	107	0	0	0	0
Net profit in the process of approval	108	8 932	18 483	9 551	9 551
Correction by decreasing disposable profit of the current year	109	0	-18 483	-18 483	-18 483
Cash flow from financial activity	110	3 846 448	3 938 924	92 476	92 476
Total cash flow	111	7 206 016	7 322 384	116 368	99 722
Cash balance (including available cash and cash in transit)	112	870 810	970 532	99 722	99 722

Table 5 Public sources of financing of PHEI in 2019: resources provided and resources used (1)

in thousands of CZK

Item title	Line no.	I. Current resources		II. Capital resources		III. Total	
		provided (2)	used	provided	used	provided	used
		1	2	3	4	5	6
Public source resources (subsidies and contributions) national and foreign (L.2+L.27)	1	1 430 855	1 405 621	148 609	133 758	1 579 464	1 539 379
of which: 1. resources obtained through (from) public budgets of the CZ (L.3+L.13+L.20)	2	1 397 705	1 372 471	148 609	133 758	1 546 314	1 506 229
of which: obtained through the MEYS budget chapter (L.4+L.7)	3	1 208 810	1 142 264	148 389	133 315	1 357 199	1 275 579
of which: subsidies for programmes of structural funds (3) (L.5+L.6)	4	206 753	141 628	82 588	68 258	289 341	209 886
of which subsidies associated with education activity	5	180 770	120 084	65 473	45 752	246 243	165 836
subsidies for R&D	6	25 983	21 544	17 115	22 506	43 098	44 050
other subsidies (L.8+L.12)	7	1 002 057	1 000 636	65 801	65 057	1 067 858	1 065 693
of which subsidies associated with education activity (L.9+L.10+L.11)	8	715 403	715 101	53 659	52 915	769 062	768 016
contribution	9	699 997	699 997	30 001	30 001	729 998	729 998
subsidies associated with programmes of asset regeneration	10	0	0	22 181	21 437	22 181	21 437
other subsidies	11	15 406	15 104	1 477	1 477	16 883	16 581
subsidies for R&D	12	286 654	285 535	12 142	12 142	298 796	297 677
obtained through other chapters of the state budget (L.14+L.17)	13	185 922	191 716	220	220	186 142	191 936
of which: subsidies for operational programmes of the EU (L.15+L.16)	14	2 685	9 711	0	0	2 685	9 711
of which subsidies associated with education activity	15	2 685	9 711	0	0	2 685	9 711
subsidies for R&D	16	0	0	0	0	0	0
other subsidies (L.18+L.19)	17	183 237	182 005	220	220	183 457	182 225
of which subsidies associated with education activity	18	3 091	3 091	0	0	3 091	3 091
subsidies for R&D	19	180 146	178 914	220	220	180 366	179 134
obtained through local budgets (L.21+L.24)	20	2 973	38 491	0	223	2 973	38 714
of which: subsidies for operational programmes of the EU (L.22+L.23)	21	0	35 518	0	223	0	35 741
of which subsidies associated with education activity	22	0	20 341	0	0	0	20 341
subsidies for R&D	23	0	15 177	0	223	0	15 400
other subsidies (L.25+L.26)	24	2 973	2 973	0	0	2 973	2 973
of which subsidies associated with education activity	25	2 852	2 852	0	0	2 852	2 852
subsidies for R&D	26	121	121	0	0	121	121
of which: 2. public resources from abroad (obtained directly by PHEI) (L.28+L.29)	27	33 150	33 150	0	0	33 150	33 150
subsidies associated with education activity	28	27 190	27 190	0	0	27 190	27 190
subsidies for R&D	29	5 960	5 960	0	0	5 960	5 960
SUMMARY 1 (4) (L.31+L.36)	30	1 430 855	1 405 621	148 609	133 758	1 579 464	1 539 379
of which: subsidies associated with education activity (L.32+L.33+L.34+L.35)	31	931 991	898 370	119 132	98 667	1 051 123	997 037
of which: obtained through the MEYS budget chapter (L.5+L.8)	32	896 173	835 185	119 132	98 667	1 015 305	933 852
obtained through other chapters of the state budget (L.15+L.18)	33	5 776	12 802	0	0	5 776	12 802
obtained through local budgets (L.22+L.25)	34	2 852	23 193	0	0	2 852	23 193
public resources from abroad (obtained directly by PHEI) (L.28)	35	27 190	27 190	0	0	27 190	27 190
subsidies for R&D (L.37+L.38+L.39+L.40)	36	498 864	507 251	29 477	35 091	528 341	542 342
of which: obtained through the MEYS budget chapter (L.6+L.12)	37	312 637	307 079	29 257	34 648	341 894	341 727
obtained through other chapters of the state budget (L.16+L.19)	38	180 146	178 914	220	220	180 366	179 134
obtained through local budgets (L.23+L.26)	39	121	15 298	0	223	121	15 521
public resources from abroad (obtained directly by PHEI) (L.29)	40	5 960	5 960	0	0	5 960	5 960
SUMMARY 2 (L.42+L.46)	41	1 430 855	1 405 621	148 609	133 758	1 579 464	1 539 379
of which: subsidies associated with education activity (L.43+L.44+L.45)	42	931 991	898 370	119 132	98 667	1 051 123	997 037
of which: subsidies for programmes of structural funds (L.5+L.15+L.22)	43	183 455	150 136	65 473	45 752	248 928	195 888
other subsidies (L.8+L.18+L.25)	44	721 346	721 044	53 659	52 915	775 005	773 959
public resources from abroad (obtained directly by PHEI) (L.28)	45	27 190	27 190	0	0	27 190	27 190
subsidies for R&D (L.47+L.48+L.49)	46	498 864	507 251	29 477	35 091	528 341	542 342
of which: subsidies for programmes of structural funds (L.6+L.16+L.23)	47	25 983	36 721	17 115	22 729	43 098	59 450
other subsidies (L.12+L.19+L.26)	48	466 921	464 570	12 362	12 362	479 283	476 932
public resources from abroad (obtained directly by PHEI) (L.29)	49	5 960	5 960	0	0	5 960	5 960

Notes

- (1) This table includes all public resources of the USB, i.e. including financial resources related to the economic management of the Dormitories and Refectories (D&R)
(2) The financial resources concerned are resources provided to the USB by virtue of a decision (column 1, 3, 5) and used in correspondence with the decision (column 2, 4, 6).
Provided: financial resources that the USB obtained by virtue of a decision in the given calendar year.
Used: financial resources that the USB used in correspondence with the decision in the given calendar year.
(3) Public resources for financing projects of structural funds that includes all public resources (European, but also the Czech part of co-financing).
(4) The part of the table entitled Summary 1 and Summary 2 serves the purpose of sorting the data displayed in the preceding lines of table 5.

A check of the line of the Profit and loss statement - SUBSIDIES						1 409 360
Subsidy designated as KP 102010,102020,102023,104020 - evidence tab 5						1 405 621
Difference	foundation	share of own resources	co-executed projects			3 739
Analysis of the difference according to constituent parts and type of action (TA)	102020	102031	104031	104032	Total	
FFPW						
608 7. Framework programme			-654			-654
615 Horizon 2020			-149			-149
405 Other grants	40					
FA						
616 ETC Bavaria		2765				2765
624 OP EIC		741				741
405 Other grants				680		680
Fed	316					
Total	356	3506	-803	680		3739

Table 5.a Financing of educational and scientific, research, development and innovation, artistic and other creative activity
(excluding resources provided for programme financing, operational programmes and R&D)

(in thousands of CZK)

Line no.	Line no. in table 5	Support type (subsidy items and indicators) (1)	Public source resources current		Public source resources capital		Public source resources total		Fund transfers (4)			The return of unused resources j=e-f	Other used non-public sources (5) k	Used resources in total l= f+k
			provided (2)	used (3)	provided	used	provided	used	CARF	FOR	FEFR			
			a	b	c	d	e=a+c	f=b+d	g	h	i			
1		MEYS	715 403	715 101	31 478	31 478	746 881	746 579	7 204	78 605	0	302	0	746 579
2	9	Contribution	699 997	699 997	30 001	30 001	729 998	729 998	7 204	78 605	0	0	0	729 998
3		A+K Degree programmes and associated creative activity	584 902	584 902	18 755	18 755	603 657	603 657	3 454	68 670	0	0	0	603 657
4		C Scholarships for students of doctoral degree programmes	45 900	45 900	0	0	45 900	45 900	0	959	0	0	0	45 900
5		D International cooperation	4 640	4 640	0	0	4 640	4 640	0	939	0	0	0	4 640
6		F Education policy fund	11 050	11 050	0	0	11 050	11 050	0	2 110	0	0	0	11 050
7		I Institutional plans	20 885	20 885	11 246	11 246	32 131	32 131	3 750	5 710	0	0	0	32 131
7		P Social priorities - FEEd	11 622	11 622	0	0	11 622	11 622	0	0	0	0	0	11 622
8		S1 Social scholarships	500	500	0	0	500	500	0	126	0	0	0	500
9		U1 Accommodation scholarships	20 498	20 498	0	0	20 498	20 498	0	91	0	0	0	20 498
10	11	Subsidy	15 406	15 104	1 477	1 477	16 883	16 581	0	0	0	302	0	16 581
11		D International cooperation	1 540	1 540	0	0	1 540	1 540	0	0	0	0	0	1 540
12		D International cooperation	1 426	1 191	0	0	1 426	1 191	0	0	0	235	0	1 191
13		D International cooperation	619	566	0	0	619	566	0	0	0	53	0	566
14		I Development programmes - centralised development projects	4 783	4 769	1 247	1 247	6 030	6 016	0	0	0	14	0	6 016
15		J Subsidies for accommodation and catering	4 901	4 901	0	0	4 901	4 901	0	0	0	0	0	4 901
16		PHEI digitisation	1 837	1 837	230	230	2 067	2 067	0	0	0	0	0	2 067
17		30th anniversary of the Velvet Revolution	300	300	0	0	300	300	0	0	0	0	0	300
18	18	Other state budget chapters	3 091	3 091	0	0	3 091	3 091	0	0	0	0	0	3 091
19		Ministry of Finance - Norwegian funds	512	512	0	0	512	512	0	0	0	0	0	512
20		Ministry of Agriculture	807	807	0	0	807	807	0	0	0	0	0	807
21		Ministry of Agriculture - Breeder unions	11	11	0	0	11	11	0	0	0	0	0	11
22		Ministry of Agriculture - Fishing association	1 421	1 421	0	0	1 421	1 421	0	0	0	0	0	1 421
23		Ministry of Health	340	340	0	0	340	340	0	0	0	0	0	340
24							0	0				0	0	0
25	25	Local budgets	2 852	2 852	0	0	2 852	2 852	0	0	0	0	0	2 852
26		City of České Budějovice (statutory city)	1 158	1 158	0	0	1 158	1 158	0	0	0	0	0	1 158
27		City of Vodňany	28	28	0	0	28	28	0	0	0	0	0	28
28		South Bohemia Region	1 256	1 256	0	0	1 256	1 256	0	0	0	0	0	1 256
29		Other - Goethe Institute	410	410	0	0	410	410	0	0	0	0	0	410
30							0	0				0	0	0
31	28	Resources from abroad (obtained directly by PHEI)	27 190	27 190	0	0	27 190	27 190	0	0	310	0	0	27 190
32		HORIZON 2020	2 697	2 697	0	0	2 697	2 697	0	0	0	0	0	2 697
33		ERASMUS, ICM	24 493	24 493	0	0	24 493	24 493	0	0	310	0	0	24 493
34							0	0				0	0	0
35		TOTAL	748 536	748 234	31 478	31 478	780 014	779 712	7 204	78 605	310	302	0	746 579

Notes

(1) Totals in columns a-f are automatically transferred to the summary table no.5. The total for the MEYS contribution = Table 5, L.9; for MEYS subsidies = Table 5, L.11; for subsidies of other chapters of the state budget = Table 5, L.18; for local budgets = Table 5, L.25; for resources from abroad = Table 5, L.28. The table is sorted according to the provider and for every provider, the HEI always displays the total (it is assumed that the contribution is provided to the higher education institution only by the MEYS, in other cases, it is a subsidy). In the line of every provider, sources from individual programmes that the HEI obtained will be displayed (the most detailed data will be on the level of the programme, it is not necessary to complete the table to the level of projects). Should the institution execute an education project/programme financed only from non-public resources, it executes activities under ancillary activity for payment, etc., it will not be displayed in lines in this table.

(2) Provided: financial resources that were provided to the higher education institution by virtue of a decision in the given calendar year (column a, c, e).

(3) Used: financial resources that the PHEI used in correspondence with the decision in the given calendar year (column b, d, f). Should the institution use public resources of an institutional character (e.g. contribution) for the completion of financing of programmes/activities displayed in the following lines of this table or projects not displayed here, such use of a different purpose financed from public sources must be specified in the commentary.

(4) The Capital assets regeneration fund (CARF), Fund for operational resources (FOR), Fund for earmarked financial resources (FEFR), Section 18 (6) of the Act on HEI. Financial resources concerned are resources that were not used in the given calendar year, but were transferred to funds - they are a part of "used" resources displayed in this table (col. b, d, f).

(5) The column "k" displays "other used non-public sources in total" and contains resources for completing the financing of programmes/activities displayed in individual lines (only from non-public sources).

Table 5.b Research and development financing
(excluding resources provided for operational programmes of the EU)

Line no.	Line no. in table 5	Support type/programme title (1)	Public source resources current		Public source resources capital		Public source resources total		of which foreign sources in % (4)	of which secured by co-executors. (5)	of which transfers to FEFR (6)	Unused resources transferred to the next year	Unused resources to be returned after the project end (6a)	The return of unused resources to the expense account during the year	The return of unused resources (7) /Income account	of which on the basis of financial settlement(8)	Other used non-public sources (9)	Used resources in total
			provided (2)	used (3)	provided	used	provided	used										
			a	b	c	d	e=a+c	f=b+d										
1	12	MEYS	286 654	285 535	12 142	12 142	298 796	297 677		0	13 523	1 137	17	0	0	54	0	297 677
2		Institutional support (IS)	224 097	224 043	12 142	12 142	236 239	236 185		0	10 791	0	0	0	0	54	0	236 185
3		IS of long-term conceptual development of a research organisation	223 750	223 750	12 142	12 142	235 892	235 892	0	0	10 791	0	0	0	0	0	0	235 892
4		IS of international cooperation of the CZ in R&D	347	293	0	0	347	293	0	0	0	0	0	0	0	54	0	293
5		Research staff mobilities	347	293	0	0	347	293	0	0	0	0	0	0	0	54	0	293
6		Special-purpose support	62 557	61 492	0	0	62 557	61 492		0	2 732	1 137	17	0	0	0	0	61 492
7		SS of national programme projects	17 201	17 201	0	0	17 201	17 201	0	0	851	0	0	0	0	0	0	17 201
8		Project of the great research infrastructure - CENAKVA	17 201	17 201	0	0	17 201	17 201	0	0	851	0	0	0	0	0	0	17 201
9		SS of projects of international cooperation	7 460	6 395	0	0	7 460	6 395	0	0	190	1 137	17	0	0	0	0	6 395
9		Inter-Excellence	7 460	6 306	0	0	7 460	6 306	0	0	190	1 137	17	0	0	0	0	6 306
10		Inter-Excellence drawn in 2018	0	89	0	0	0	89	0	0	0	0	0	0	0	0	0	89
11		SS of Specific university research	37 896	37 896	0	0	37 896	37 896	0	0	1 691	0	0	0	0	0	0	37 896
12	19	Other chapters of the state budget	180 146	178 914	220	220	180 366	179 134		47 100	2 530	772	137	192	225	65	0	179 134
13		Ministry of Health)*	12 230	12 152	0	0	12 230	12 152	0	6 201	209	0	137	0	0	61	0	12 152
14		Ministry of Interior	1 370	1 370	0	0	1 370	1 370	0	0	24	0	0	0	0	0	0	1 370
15		Ministry of Agriculture	52 573	52 573	0	0	52 573	52 573	0	21 837	733	0	0	0	0	0	0	52 573
16		Ministry of Culture	2 673	2 673	0	0	2 673	2 673	0	0	73	0	0	0	0	0	0	2 673
17		Grant Agency of the Czech Republic)**	93 890	93 925	220	220	94 110	94 145	0	15 284	1 222	0	0	0	0	4	0	94 145
18		Technology Agency of the Czech Republic	17 410	16 221	0	0	17 410	16 221	0	3 778	269	772	0	192	225	0	0	16 221
19	26	Local budgets	121	121	0	0	121	121		0	0	0	0	0	0	0	0	121
20		City of České Budějovice (statutory city)	89	89	0	0	89	89	0	0	0	0	0	0	0	0	0	89
21		South Bohemia Region	32	32	0	0	32	32	0	0	0	0	0	0	0	0	0	32
22	29	Resources from abroad (obtained directly by PHEI)	5 960	5 960	0	0	5 960	5 960		0	0	0	0	0	0	0	0	5 960
23		7. Framework programme	53	53	0	0	53	53	100	0	0	0	0	0	0	0	0	53
24		Horizon 2020	5 815	5 815	0	0	5 815	5 815	100	0	0	0	0	0	0	0	0	5 815
25		Other	92	92	0	0	92	92	100	0	0	0	0	0	0	0	0	92
26		T O T A L	472 881	470 530	12 362	12 362	485 243	482 892		47 100	16 053		154	192	225	119	0	482 892

Notes

(1) Totals in columns a-f are automatically transferred to the summary table no.5. The total for the MEYS contribution = Table 5, L.12; for subsidies of other chapters of the state budget = Table 5, L.19; for local budgets = Table 5, L.26; for resources from abroad = Table 5, L.29. The table is sorted according to the provider and, furthermore, according to the institutional and special-purpose support and also according to individual programmes (the most detailed data will be on the level of the programme, it is not necessary to complete the table to the level of projects). The HEI displays only the programmes, in which it obtains financial resources. For every provider, the HEI will always display a total figure. Should the institution execute a research project/programme financed only from non-public sources, it executes activities under ancillary activity for payment, co-executes projects, etc., it will not be displayed in lines in this table.

(2) Provided: financial resources that were provided to the higher education institution as a support of R&D pursuant to the Act 130/2002 Coll. in the given calendar year. It is displayed in accordance with the volume of financial resources stated in the decision (col. a, c, e).

(3) Used: financial resources that the HEI used for a purpose in accordance with the decision (column b, d, f) in the given calendar year. Should the institution use public resources of an institutional character (e.g. IS for the development of VO) for the completion of financing of programmes/activities displayed in the following lines of this table or projects not displayed here, such use for a purpose financed from public sources must be specified in the commentary.

)* Ministry of Health used CZK 120'000 from 2018

** GACZ used CZK 39'000 from 2018

(4) From total public resources provided and used for financing projects in the given category, a percentage share of sources from outside public budgets of the CZ is displayed – from public budgets of the EU or other international public sources.

(5) Resources that were transferred for addressing projects/activities to co-executors.

(6) The fund for earmarked financial resources (Section 18 (6) of the Act on HEI). These are financial resources that were not used in the given calendar year, but they were transferred to FEFR. They are a part of "used" resources displayed in this table.

(7) The total amount of the return of unused resources sent to the depository account.

(8) Resources from the column "h" that were transferred to a depository account during the financial settlement of the given year pursuant to the Decree No. 367/2015 Coll., on the principles and deadlines for financial settlement with the state budget, state financial assets and the National fund (Financial settlement Decree).

(9) Column "i" displays "other used non-public sources in total" and contains resources for the completion of financing of programmes/activities displayed in individual lines (from non-public sources).

Table 5.c Financing of programmes of asset regeneration

(in thousands of CZK)

Line no.	Line no. in table 5	EDS identification number (ISPROFIN)	Activity title	Public source resources current (1)		Public source resources capital		Public source resources total		The return of unused resources during the year	Own used resources (3)	Other used non-public resources in total (4)	Used resources in total
				provided (2)	used	provided (2)	used	provided	used				
				a	b	c	d	e=a+c	f=b+d				
1	15	133D21Y001611	809-REK-REKO of service roads	0	0	22 181	21 437	22 181	21 437	744	966	0	22 403
2								0	0	0			0
3	10	Total (5)		0	0	22 181	21 437	22 181	21 437	744	966	0	22 403

Notes:

(1) Resources that the PHEI accepted/used in relation to the Decision on the provision of subsidy for preparation and execution of programmes of asset replacement.

(2) Financial resources in the amount as per issued calculations as of 31/12 displayed.

(3) Resources of the fund of PHEI Capital assets replacement fund displayed - these are the institution's own resources.

(4) Resources not included in previous columns displayed.

(5) Total value of this table is automatically transferred to the summary table no. 5, L.10.

Table 5.d Financing of programmes of structural funds

(in thousands of CZK)

Line no.	Line no. in table 5	Operational programme/priority axis/area of support (1)	R&D (2)	Public source resources current		Public source resources capital		Public source resources total		out of which EU sources in % (5)	out of which secured by co-executors (6)	Unused from provided public resources in the year (7)	The return of unused resources (8)	Other used non-public sources in total (9)	Used sources in total
				provided (3)	used (4)	provided	used	provided	used						
				a	b	c	d	e=a+c	f=b+d						
1		MEYS		206 753	141 628	82 588	68 258	289 341	209 886		0	79 455	411	0	209 886
2	5	OP RDE - Research, Development and Education		180 770	120 084	65 473	45 752	246 243	165 836		0	80 407	411	0	165 836
3		PA 1 - Strengthening capacities for quality research		0	0	0	0	0	0		0	0	0	0	0
4		PA 2 - Development of the HEI and human resources for R&D		82 905	71 182	65 473	43 729	148 378	114 911	85	0	33 467	383	0	114 911
5		PA 3 - Equal access to quality education		97 865	48 902	0	2 023	97 865	50 925	85	0	46 940	28	0	50 925
6	6	MEYS pursuant to the Act No. 130/2002 Coll.	R&D	25 983	21 544	17 115	22 506	43 098	44 050		0	-952	0	0	44 050
7		OP RDE - Research, Development and Education	R&D	25 983	21 544	17 115	22 506	43 098	44 050		0	-952	0	0	44 050
8		PA 1 - Strengthening capacities for quality research	R&D	25 983	21 544	17 115	22 506	43 098	44 050	85	0	-952	0	0	44 050
9		PA 2 - Development of the HEI and human resources for R&D	R&D	0	0	0	0	0	0		0	0	0	0	0
10		PA 3 - Equal access to quality education	R&D	0	0	0	0	0	0		0	0	0	0	0
11	15	Other chapters of the state budget		2 685	9 711	0	0	2 685	9 711		0	-7 026	0	0	9 711
12		Ministry of Labour and Social Affairs		2 685	2 487	0	0	2 685	2 487		0	198	0	0	2 487
13		AS Employment		2 685	2 487	0	0	2 685	2 487	85	0	198	0	0	2 487
14		Ministry of Agriculture		0	7 224	0	0	0	7 224		0	-7 224	0	0	7 224
15		AS Fisheries		0	7 224	0	0	0	7 224	85	0	-7 224	0	0	7 224
16	16	Other chapters of the state budget pursuant to the Act No. 130/2002 Coll.	R&D	0	0	0	0	0	0	0	0	0	0	0	0
17			R&D	0	0	0	0	0	0	0	0	0	0	0	0
18	22	Local budgets		0	20 341	0	0	0	20 341		0	-20 341	0	0	20 341
19		INTERREG CZ - Bavaria		0	1 972	0	0	0	1 972	85	0	-1 972	0	0	1 972
20		Programme of co-operation CZ - Bavaria		0	14 721	0	0	0	14 721	85	0	-14 721	0	0	14 721
21		Programme of co-operation CZ - Austria		0	3 648	0	0	0	3 648	85	0	-3 648	0	0	3 648
22	23	Local budgets pursuant to the Act No. 130/2002 Coll.	R&D	0	15 177	0	223	0	15 400		6 665	-15 400	0	0	15 400
23		Programme of co-operation CZ - Bavaria	R&D	0	12 103	0	223	0	12 326	85	6 665	-12 326	0	0	12 326
24		Programme of co-operation CZ - Austria	R&D	0	1 685	0	0	0	1 685	85	0	-1 685	0	0	1 685
25		Programme of co-operation CZ - Saxony	R&D	0	1 389	0	0	0	1 389	85	0	-1 389	0	0	1 389
26		T o t a l excluding R&D		209 438	150 136	82 588	68 258	292 026	239 938		0	52 088	411	0	239 938
27		T o t a l pursuant to the Act No. 130/2002 Col.	R&D	25 983	36 721	17 115	22 729	43 098	59 450		6 665	-16 352	0	0	59 450
28		T o t a l SF EU		235 421	186 857	99 703	90 987	335 124	299 388		6 665	35 736	411	0	299 388

Notes

(1) Totals in columns a-f are automatically transferred to the summary table no.5. The total for MEYS excluding R&D to L.5 and for MEYS R&D to L.6; for subsidies of other chapters of the SB excluding R&D to L.15 and other chapters of the SB R&D to L.16 for local budgets excluding R&D to L.22 and for local budgets R&D to L.23. The table is sorted according to the provider and, furthermore, according to operational programme, priority axis, area of support (the most detailed figure will be on the level of the area of support, it is not necessary to complete the table to the level of projects). The HEI displays the programmes, in which it obtains financial resources (i.e. including IPN). For every provider, the HEI will always display a total figure.

(2) For the area of support financed from R&D resources pursuant to the Act No. 130/2002 Coll. on the support of research and development, the following abbreviation is displayed: R&D

(3) Resources that were provided to the higher education institution in the given year on the basis of the Decision on the provision of a subsidy for the preparation and execution of all projects of the displayed operational programme and priority axis.

(4) Resources used in the given year for the preparation and execution of projects in correspondence with the Decision.

(5) The percentual share of sources coming from outside public budgets of the CZ - from the EU - is displayed from among the total resources provided as well as used for the financing of projects in the given category.

(6) The resources displayed are such that were transferred for the addressing of projects/activities to other co-executors.

(7) It is not the last year of the project.

(8) Completed only in the last year of the project or when the project is prematurely terminated. It is a summary figure for all years of the duration of the project.

(9) The resources displayed are not included in previous columns.

Table 6 Overview of selected incomes for 2019

(in thousands of CZK)

Line n.	Selected activities		Income for the year (1)		
			Core activity	Ancillary activity	Total
A	Knowledge transfer (1)		295	7 594	7 889
A.1	of which	Earnings from licence agreements (2)	0	104	104
A.2		Earnings from contractual research (3)	0	7 430	7 430
A.3		Paid training courses for employees of industry entities (4)	209	40	249
A.4		Consultancy and counselling (5)	86	20	106
B	Revenue from the institution's own services (6)		85 404	33 363	118 767
C	Lease		5 138	6 196	11 334
C.1	of which	buildings, structures, halls	120	147	267
C.2		lands	2 300	200	2 500
C.3		premises (7)	2 160	5 410	7 570
C.4		other	558	439	997
D	Revenue from asset sales		2 389	17	2 406
D.1	of which	buildings, structures, halls	0	0	0
D.2		lands	2 012	0	2 012
D.3		other (passenger cars, animals)	377	17	394
E	Gifts		969	182	1 151
F	Inheritance		0	0	0

Notes

(1) Figures will be completed in accordance with the accounting records of the higher education institution.

(2) **Licence agreement** is defined as the provision of a right within an agreed-upon scope and on the agreed-upon territory for the acquisition or provision of license for one of the forms of intellectual or industrial property protection. Licence agreements are concluded in writing for patented inventions or registered utility models, industrial designs, topography of semiconductor products, new plant varieties and animal breeds or trademarks. The licensor authorises the licensee to the exercise of intellectual and industrial property rights within the agreed-upon scope and on the agreed-upon territory. The licensee commits to providing certain fees (licence fees) or other assets. At the same time, the licensee is not threatened by a charge of any infringement on intellectual property or copyright from the licensor.

(3) **Contractual research** is a commissioned research that is based on co-operation (interaction) specifically for research purposes of industry entities and the higher education institution executes the research for the industry entity according to its requirements and needs. Financial resources are provided to the institution by the entity for the research. The research typically includes more extensive projects, original research and a written report. The commissioned research is usually commissioned by a specific external organisation (for its need). It is not decisive whether the financial resources that the industry entity invests in such contractual research originates from public or private sources. The case when the higher education institution is a recipient of special-purpose support for applied research cannot be considered contractual research.

(4) **Paid training courses** enhancing the qualification of employees of industry entities (e.g. in-company training courses). The industry entity is understood to be a legal entity and its core activity is not research and development. It may be a business entity, public authority, non-profit organisations etc. (Always under the condition that the core activity is not a research activity). Income will be included from such training courses that are "commissioned", i.e. on the basis of an agreement with the organisation in question, for its employees. It is not a determination of expenses of participants of training courses who are employed in the company that fits the above-mentioned definition. On the contrary, the courses concerned are courses that were created on the basis of an agreement with the selected company since this company wished to train its employees.

(5) **Consultancy and counselling** are founded upon the provision of expert advice, opinion or activity that depends on a high level of intellectual input resources of the higher education institution to the client. The higher education institution provides consultancy and counselling services in exchange for payment and in accordance with market conditions to industry entities. The main required output of the consultation is not a creation of new knowledge, but the understanding or comprehension of a particular situation.

(6) Income from the core and ancillary activity displayed in the profit and loss statement on the synthetic account 602 "Revenue from the sale of services" excluding income from leases are added to the line entitled "**Revenue from the institution's own services**".

(7) Income from leases is added to the line entitled "**Premises**" unless the premises concerned are not entire buildings, structures or halls.

Table 7 Earnings from fees and payments for other activities provided by the higher education institution in 2019

(in thousands of CZK)

Line no.	Item	Income (1)	Of which the Scholarship fund - generated (1)	Number of students (2)	Average amount per 1 student (3)
		a	b	c	d
1	Fees determined pursuant to Section 58 of the Act 111/1998 Coll.	6 425	10 596	10 531	–
2	fees associated with acts related to the admission procedure (Section 58)	4 708	–	9 391	0,50
3	fees for exceeding the standard length of studies (Section 58 (3))	–	10 596	829	12,78
5	fees for studying in a foreign language (Section 58 (4))	1 717	–	311	5,52
6	Payments for other activities provided by the higher education institution (4) (5)	21 573	–	14 008	–
7	payment for providing programmes of LLE (Section 60) excluding U3A	17 067	–	7 098	2,40
8	payment for providing U3A	818	–	1 995	0,41
9	<i>other as specified by the HEI</i>	3 688	–	4 915	0,75
10	Total	27 998	10 596	24 539	–

Notes

(1) The total amount in thousands of CZK that the USB received from students/other participants in education in the given calendar year from the given type of fee/payment

(2) The number of students (or studies) or other participants in education who paid the fee/payment for other activities.

(3) The item in every line of the column entitled "a" is divided by the number of students/participants in education in the column entitled "c".

(4) These are activities related to studies other than pursuant to Section 58 of the Act 111/1998 Coll.

(5) These are other earnings from services to students, e.g. The payment of expenses associated with the completion of the study, student status certificate in a foreign language, duplicate of the student record book, additional enrolment and so on.

Cross-check link

coll. b" in Total = link to the Scholarship fund (Table 11.c)

Table 8 Staff members and appropriation of salaries in 2019

Table 8.a: Staff members and appropriation of salaries (a detailed breakdown according to the source of financing - salaries excl. OPC)

Line n.	Indicator		Source of financing																		TOTAL	
			Chapter 333 - MEYS				R&D from other sources (excluding operational programmes)				Operational programmes of the EU				Funds		Ancillary activity		Other sources			
			excluding R&D		R&D		R&D from national sources (2)		R&D from abroad		under MEYS		other providers		salaries	OPC	salaries	OON	salaries	OPC		
			1	2	3	4	5	6	7	8	9	10	11	12	13	14	15	16	17	18		
1	Higher education institution	academic staff	235 710,22	8 718,90	63 602,51	466,39	25 817,92	5 908,98	735,47	0,00	20 976,65	1 036,55	5 080,75	32,97	1 422,14	832,58	1 831,87	185,80	6 548,16	454,03	361 725,70	17 636,20
2		research staff	5 120,91	217,10	18 840,16	471,92	26 607,48	0,00	1 042,45	58,56	11 568,04	109,29	4 953,25	93,93	1 011,45	146,56	568,68	13,57	566,14	50,77	70 278,54	1 161,70
3		others	117 274,13	7 763,68	41 178,82	3 317,08	17 447,19	0,00	506,15	36,10	32 579,93	15 930,78	9 284,45	3 706,83	2 448,89	123,87	3 649,22	931,49	6 646,05	3 208,22	231 014,82	35 018,04
4	D&R		3 534,85	301,91	0,00	0,00	0,00	0,00	0,00	0,00	0,00	0,00	0,00	0,00	0,00	6 477,77	248,38	11 586,21	335,94	21 598,83	886,23	
5	HEA&FP		0,00	0,00	0,00	0,00	0,00	0,00	0,00	0,00	0,00	0,00	0,00	0,00	0,00	0,00	0,00	0,00	0,00	0,00	0,00	
6		TOTAL	361 640,11	17 001,58	123 621,49	4 255,40	69 872,59	5 908,98	2 284,06	94,66	65 124,62	17 076,62	19 318,46	3 833,73	4 882,48	1 103,01	12 527,53	1 379,24	25 346,57	4 048,95	684 617,89	54 702,17

Table 8.b: Staff members and appropriation of salaries (a detailed breakdown according to academic categories - excluding OPC)

Line n.	Indicator		Chapter 333 - MEYS			other budget sources of the HEI			TOTAL			
			Staff number (3)	Salaries	Average monthly salary (CZK)	Staff number	Salaries	Average monthly salary (CZK)	Staff number	Salaries	Average monthly salary (CZK)	
			1	2	3=col.2/12/col.1*1000	4	5	6=col.5/12/col.4*1000	7	8	9=col.8/12/col.7*1000	
1	Higher education institution	academic staff (4)	R&D&I teaching staff	40,51	31 810,94	65 432 Kč	29,17	15 015,06	42 894 Kč	69,69	46 826,01	55 997 Kč
2			professors	40,98	35 503,12	72 194 Kč	6,00	4 829,49	67 110 Kč	46,98	40 332,61	71 545 Kč
3			associate professors	108,09	73 218,31	56 448 Kč	16,10	12 004,92	62 130 Kč	124,19	85 223,22	57 184 Kč
4			assistant professor	318,02	150 894,79	39 540 Kč	44,06	26 575,44	50 264 Kč	362,08	177 470,23	40 845 Kč
5			assistants	10,39	3 834,73	30 768 Kč	5,46	2 057,02	31 372 Kč	15,85	5 891,75	30 977 Kč
6			lecturers	15,02	5 420,50	30 084 Kč	1,54	562,89	30 420 Kč	16,56	5 983,38	30 115 Kč
7			Total	533,01	300 682,39	47 010 Kč	102,34	61 044,82	49 709 Kč	635,35	361 727,21	47 445 Kč
8			research staff (5)	44,48	24 179,41	45 305 Kč	100,98	46 099,13	38 043 Kč	145,46	70 278,54	40 263 Kč
9			others (6)	427,89	160 567,73	31 271 Kč	175,42	70 447,09	33 466 Kč	603,32	231 014,82	31 909 Kč
10			D&R		15,41	3 534,85	19 111 Kč	69,65	18 063,98	21 612 Kč	85,07	21 598,83
11	HEA&FP		0,00	0,00	0 Kč	0,00	0 Kč	0,00	0,00	0 Kč		
12		TOTAL	1 020,79	488 964,38	39 917 Kč	448,39	195 655,02	36 363 Kč	1 469,18	684 619,40	38 832 Kč	

Notes

- (1) Salaries = remuneration provided for performed work or in direct relation with work provided under employment, excluding social and health insurance that is paid by the employer; OPC contains only payments for performed work (APJ, APW), it does not contain social and medical insurance that is paid by the employer
- (2) Contains resources from the GA CZ, TA CZ, ministries and other national sources (excluding operational programmes of the EU)
- (3) Staff number = average number of employees calculated as a full-time equivalent. It includes numbers of employees in individual categories for the whole year under review calculated as full-time employees, rounded to the nearest number. The staff number in col.1 is derived from the appropriation of salaries covered by the chapter 333-MEYS; in the col. 4 it is derived from the appropriation of salaries covered by other sources of the HEI budget.
- (4) These are employees of the higher education institution who are classed among academic staff by the internal regulation of the higher education institution. At the same time, it is held that they pursue teaching or scientific activity under their employment; it is not possible to class research staff, who only perform research work at the University and do not teach, among academic staff. Scientific, research, and development staff participating in teaching activities will be included in designated categories of academic staff.
Should the higher education institution record also other categories of academic staff within its internal regulations, the line entitled "other" shall be added and the commentary explains in detail what kind of staff it is concerned with. The list in individual categories (lines) of academic staff cannot overlap, the total must correspond to real calculated "full-time" academic staff. The total for the category of academic staff and research staff must correspond with the figure displayed in the annual activity report, table 7.1.
- (5) These are research staff who only perform research at the higher education institution under their employment. They do not perform any teaching activity.
- (6) Employment of staff who do not perform either teaching or research activity. It is, in particular, white-collar staff, operations staff, commercial operations staff, medical and other staff, and so on.
- (7) The value of salaries in TOTAL in line 6 (TOTAL) of table 8.a is equal to the value of salaries in TOTAL in col. 8, L.12 of table 8.b
- (8) The value of salaries in TOTAL in col. 2, L. 12 of table 8.b is equal to the total of salaries in TOTAL in columns 1 and 3 of line 6 of table 8.a. The value of salaries in TOTAL in col. 5, L.12 of table 8.b is equal to the total of values of salaries in TOTAL in columns 5, 7, 9, 11, 13, 15 and 17 of line 6 of table 8.a

account 5211	684 783,80	739 320,07
account 52111	1 338,49	
account 5212		54 702,17
P+L Statement	740 824,46	
Estimated items of 2019	165,91	0,00
FIS-Salaries paid-accruals19	684 617,89	54 702,17

Table 9 Scholarships, bursaries and grants for 2019

(in thousands of CZK)

Line no.	Scholarship type	Sources				Disbursed in total (2)	
		MEYS contribution/subsidy	HEI Scholarship fund	Other (1)	TOTAL	Students	Other
		a	b	c	d=a+b+c	e	f
1	SCHOLARSHIPS, BURSARIES AND GRANTS awarded and disbursed	90 462	12 516	15 858	118 836	118 836	0
2	for outstanding study results pursuant to Section 91 (2), Subsection a)	0	2 246	0	2 246	2 246	0
3	for outstanding scholarly, scientific, research, development, artistic or other creative results contributing to the enhancement of knowledge pursuant to Section 91 (2), Subsection b)	901	337	10	1 248	1 248	0
4	for research, development and innovation activities pursuant to a special regulation pursuant to Section 91 (2), Subsection c)	18 357	0	1 530	19 887	19 887	0
5	in the case of a student's difficult social conditions pursuant to Section 91 (2), Subsection d)	0	15	0	15	15	0
6	in the case of a student's difficult social conditions pursuant to Section 91 (3)	383	0	0	383	383	0
7	in other cases, worthy of special consideration pursuant to Section 91 (2), Subsection e)	24 662	7 417	596	32 675	32 675	0
8	of which accommodation bursary	20 408	0	0	20 408	20 408	0
9	in support of studies abroad pursuant to Section 91 (4), Subsection a)	2 849	307	13 722	16 878	16 878	0
10	of which IP, CDP	1 662	0	0	1 662	1 662	0
11	International grants, Erasmus	0	0	13 662	13 662	13 662	0
12	in support of studies in the Czech Republic pursuant to Section 91 (4), Subsection b)	813	0	0	813	813	0
13	of which International students - government scholarship holders	756	0	0	756	756	0
14	CEEPUS	57	0	0	57	57	0
15	to students in doctoral degree programmes pursuant to Section 91 (4), Subsection c)	42 497	2 194	0	44 691	44 691	0
17	other scholarships	0	0	0	0	0	0

Table 10 Non-capital expenses and income for 2019 - Dormitories and refectories (D&R)

Table 10.a Non-capital expenses and income - the area of catering

(in thousands of CZK)

Line no.	Refectories and other catering facilities on the basis of contractual relation	Expenses in total		Income								Net profit	
		in core activity	in ancillary activity	in core activity					in ancillary activity			in core activity	in ancillary activity
				from students	from employees	other (1)	from MEYS subsidy	total	from external persons catered	other (1)	total		
		a	b	c	d	e	f	g	h	i	j	k	l=h-b
1	Refectories	19 955	17 594	9 288	3 176	1 008	4 674	18 146	18 534	1 684	20 218	-1 809	2 624
2								0			0	0	0
3	Total	19 955	17 594	9 288	3 176	1 008	4 674	18 146	18 534	1 684	20 218	-1 809	2 624

Notes

(1) These are other incomes (fees, received interest etc.).

Table 10.b Non-capital expenses and income - the area of accommodation

(in thousands of CZK)

Line no.	Dormitories and other accommodation facilities operated by PHEI	Expenses in total		Income								Net profit	
		in core activity	in ancillary activity	in core activity					in ancillary activity			in core activity	in ancillary activity
				from students	from employees	other (1)	from MEYS subsidy	total	from external persons accommodated	other (1)	total		
		a	b	c	d	e	f	g	h	i	j	k	l=h-b
1	Dormitories	36 753	5 281	37 882	617	1 779	0	40 278	9 092	715	9 807	3 525	4 526
2								0			0	0	0
3	Total	36 753	5 281	37 882	617	1 779	0	40 278	9 092	715	9 807	3 525	4 526
	D&R in total	56 708	22 875	47 170	3 793	2 787	4 674	58 424	27 626	2 399	30 025	1 716	7 150

Notes

(1) These are other incomes (fees, received interest etc.).

Cross-check links

The total of values of the column entitled "b" or "c" concerning the area of catering and column entitled "b" or "c" concerning the area of accommodation is equal to the total of values from the line 0038 col. 1 or col.2 of the profit and loss sub-statement (Table 2) for D&R, the constituent part of the University.

The total of values of columns "h" or "k" concerning the area of catering and columns "h" or "k" concerning the area of accommodation is equal to the total of values from the line 0060 col.1 or col. 2 of the profit and loss sub-statement (Table 2) for D&R, a constituent part of the University.

Table 11 Funds for 2019 and the proposal of allocation to funds in the following year

(in thousands of CZK)

Line no.	Item title	opening balance as of January 1	generated		drawn (+)	balance k 31.12. e=a+b-d	Proposal for allocation from profit to funds in the following year (1)
			total (+)	of which allocation from the profit of the previous year			
		a	b	c	d		
1	Funds in total	581 004	349 287	8 933	245 864	684 427	
2	of which: Reserve fund	65	0	0	0	65	0
3	Capital assets regeneration fund	153 656	240 137	6 677	190 149	203 644	8 190
4	Scholarship fund	35 933	10 596	–	12 516	34 013	0
5	Fund for bonuses	10 905	728	728	0	11 633	8 866
6	Fund for earmarked financial resources	29 765	16 916	–	14 504	32 177	0
6a	of which: for individual R&D projects or research plans	25 401	13 523	–	10 839	28 085	0
6b	other support from public resources	2 970	2 843	–	3 038	2 775	0
7	Social fund	0	0	–	0	0	0
8	Fund for operational purposes	350 680	80 910	1 528	28 695	402 895	1 427

Notes

(1) Until the annual report on financial management is discussed with MEYS, it is a proposal.

(2) Figures in shaded fields are transferred from tables 11.a to 11.g.

Cross-check link

The total of opening balances of funds as of January 1 (field a1) is equal to the figure from the line 0086 col.1 table 1 - Balance sheet.

The total of balances of funds as of December 31 of the year (field e1) is equal to the figure from the line 0086, col. 2, table 1 - Balance sheet.

Table 11.a Reserve fund

(in thousands of CZK)

As of January 1		65
Generated	from the profit of the previous year	0
	from the Capital assets regeneration fund	0
	from the Fund for bonuses	0
	from the Fund for operational purposes	0
	Total	0
Drawn	covering losses from past reporting periods	0
	for the Capital assets regeneration fund	0
	for the Fund for bonuses	0
	for the Fund for operational purposes	0
	other use (1)	0
Total		0
As of December 31		65

Table 11.b Capital assets replacement fund

(in thousands of CZK)

As of January 1		153 656
Generated	from depreciation	35 006
	from the profit of the previous year	6 677
	earnings from the sale of intangible and tangible long-term assets	52
	from the balance of the contribution	7 204
	residual value of intangible and tangible long-term assets	5
	other earnings in total (1)	168 395
	of which: contribution	22 797
	R&D subsidy excluding OP	16 333
	PROGFIN subsidy	21 437
	OP subsidy	99 860
	other subsidies	3 509
	co-executor agreements, other	4 459
	Fund transfer in total	22 798
	of which: from the Fund for bonuses	0
	from the Fund for operational purposes	22 798
from the Reserve fund		
Total		240 137
Drawn	Capital in total	188 204
	of which: buildings	84 135
	machinery and equipment	94 267
	real estate purchases	4 505
	other cap. use - SW purchase	5 285
	other cap. use - animals	12
	Transfer to co-executors	0
	Non-capital in total (TCA repairs)	1 168
	Transfer to funds in total	777
	of which: from the Fund for bonuses	0
	from the Fund for operational purposes	777
from the Reserve fund	0	
Total		190 149
As of December 31		203 644

Table 11.c Scholarship fund

(in thousands of CZK)

As of January 1		35 933
Generated	study fees pursuant to Section 58 of the Act No. 111/81998 Coll. (1)	10 596
	tax deductible expenses pursuant to the Act No. 586/1992 Coll., on income	0
	other earnings	0
	Total	10 596
Drawn	Total	12 516
As of December 31		34 013

Notes

(1) These are fees defined in Section 58 (3) of the Act No. 111/1998 Coll.

Table 11.d Fund for bonuses

(in thousands of CZK)

As of January 1		10 905
Generated	from the profit of the previous year	728
	from the Reserve fund	0
	from the Capital assets regeneration fund	0
	from the Fund for operational purposes	0
	other earnings	0
	Total	728
Drawn	labour costs	0
	for the Reserve fund	0
	for the Capital assets regeneration fund	0
	for the Fund for operational purposes	0
	other use	0
	Total	0
As of December 31		11 633

Table 11.e Fund for earmarked financial resources

(in thousands of CZK)

	Item	Non-capital	Capital	Total
As of January 1	earmarked gifts, Section 18 (9), Subsection a) of the Act No. 111/1998 Coll.	950	0	950
	earmarked funding from abroad, Section 18 (9), Subsection b) of the Act No. 111/1998 Coll.	444	0	444
	earmarked resources for R&D chapters of 333-MŠMT, Section 18 (9), Subsection c) of the Act No. 111/1998 Coll.	19 917	5 484	25 401
	earmarked resources of a different support from public resources, Section 18 (9), Subsection c) of the Act No. 111/1998 Coll.	2 970	0	2 970
	Total	24 281	5 484	29 765
Generated	earmarked gifts, Section 18 (9), Subsection a) of the Act No. 111/1998 Coll.	240	0	240
	earmarked funding from abroad, Section 18 (9), Subsection b) of the Act No. 111/1998 Coll.	310	0	310
	earmarked resources for R&D chapters of 333-MŠMT, Section 18 (9), Subsection c) of the Act No. 111/1998 Coll.	12 194	1 329	13 523
	earmarked resources of a different support from public resources, Section 18 (9), Subsection c) of the Act No. 111/1998 Coll.	2 843	0	2 843
	Total	15 587	1 329	16 916
Drawn	earmarked gifts, Section 18 (9), Subsection a) of the Act No. 111/1998 Coll.	355	0	355
	earmarked funding from abroad, Section 18 (9), Subsection b) of the Act No. 111/1998 Coll.	272	0	272
	earmarked resources for R&D chapters of 333-MŠMT, Section 18 (9), Subsection c) of the Act No. 111/1998 Coll.	5 539	5 300	10 839
	earmarked resources of a different support from public resources, Section 18 (9), Subsection c) of the Act No. 111/1998 Coll.	3 038	0	3 038
	Total	9 204	5 300	14 504
As of December 31	earmarked gifts, Section 18 (9), Subsection a) of the Act No. 111/1998 Coll.	835	0	835
	earmarked funding from abroad, Section 18 (9), Subsection b) of the Act No. 111/1998 Coll.	482	0	482
	earmarked resources for R&D chapters of 333-MŠMT, Section 18 (9), Subsection c) of the Act No. 111/1998 Coll.	26 572	1 513	28 085
	earmarked resources of a different support from public resources, Section 18 (9), Subsection c) of the Act No. 111/1998 Coll.	2 775	0	2 775
	Total	30 664	1 513	32 177

Table 11.f Social fund

(in thousands of CZK)

As of January 1		0
Generated	Allocation pursuant to Section 18 (12) of the Act No. 111/1998 Coll.	0
Drawn	use (1)	0
		0
		0
		0
	Total	0
As of December 31		0

Note

(1) The USB did not generate the Social fund in 2019

Table 11.g Fund for operational purposes

(in thousands of CZK)

As of January 1		350 680
Generated	from the balance of the contribution	78 605
	from the profit of the previous year	1 528
	from the Capital assets regeneration fund	777
	from the Fund for bonuses	0
	from the Reserve fund	0
	other earnings (1)	0
	Total	80 910
Drawn	for operating expenses according to the internal regulation of the HEI	5 897
	for the Capital assets regeneration fund	22 798
	for the Fund for bonuses	0
	for the Reserve fund	0
	other uses (1)	0
Total	28 695	
As of December 31		402 895

Notes to the financial statement for 2019 (information pursuant to Section 30 of the Decree No. 504/2002 Coll.)

Par.	Content definition of information:	Information on the entity in 2019
a)	<p>Name and registered office of the accounting unit, legal form</p> <p>Legal form, ID No.</p> <p>Core activity</p> <p>Ancillary activity</p> <p>Statutory body</p> <p>Self-governing academic bodies</p> <p>Other bodies of the public higher education institution</p> <p>PHEI constituent parts (no legal personality):</p> <p>Faculties:</p> <p>Other places of work:</p> <p>Special-purpose facilities:</p>	<p>University of South Bohemia in České Budějovice, Branišovská 1645/31a, České Budějovice 370 05</p> <p>Public higher education institution, ID No. 60076658</p> <p>Educational, scientific, research, development, artistic or other creative activity</p> <p>Commercial educational activity, real estate leases and other activities outlined in the Rector's Ordinance No. R 335 from 26/10/2017</p> <p>prof. PhDr. Bohumil Jiroušek, Dr.</p> <p>Academic Senate</p> <p>Rector</p> <p>Board of Trustees</p> <p>Bursar</p> <p>Faculty of Economics (FE)</p> <p>Faculty of Fisheries and Protection of Waters (FFPW)</p> <p>Faculty of Arts (FoA)</p> <p>Faculty of Education (FEEd)</p> <p>Faculty of Science (FSc)</p> <p>Faculty of Theology (FT)</p> <p>Faculty of Health and Social Sciences (FHSS)</p> <p>Faculty of Agriculture (FA)</p> <p>Academic Library (AL)</p> <p>British Centre (BC)</p> <p>Information Technology Centre (ITC)</p> <p>Goethe Centre (GC)</p> <p>Pre-school facilities (PF)</p> <p>Dormitories and Refectories (D&R)</p>
b)	Information about the establishment of the accounting unit	The public higher education institution is established under the Act No. 314/1991 Coll.
c)	Accounting period	1/1/2019 to 31/12/2019
d)	<p>Accounting methods used</p> <p>Method of processing accounting records</p> <p>Place and method of storing accounting records</p> <p>Methods of valuation of assets and liabilities</p> <p>Methods of depreciation of assets</p> <p>Net profit after tax</p> <p>Accumulated depreciation of assets</p> <p>Asset allowances</p> <p>Allowances (method of generation and amount)</p> <p>Method of conversion of figures in foreign currencies to CZK</p> <p>Methods of valuation used for items of assets and liabilities including the method of determining adjustments of value whether temporary or permanent and converting assets and liabilities in a foreign currency while indicating the exchange rate used as of the date of the balance sheet that was announced by the Czech National Bank</p>	<p>Act No. 563/1991 Coll., Decree No. 504/2002 Coll. incl. Czech Accounting Standards</p> <p>iFIS economic information system</p> <p>USB Rectorate, in electronic form</p> <p>Act No. 563/1991 Sb., Decree No. 504/2002 Coll.</p> <p>Straight-line</p> <p>CZK18'483'235'000.01</p> <p>Accumulated depreciation of assets comprise of depreciation and amortisation of assets according to the amortisation plan of the accounting unit</p> <p>Not generated</p> <p>Pursuant to the Act No. 593/1992 Coll., on provisions for determining the assessment base for income tax and the Act No. 586/1992 Coll., on income taxes</p> <p>Exchanges rates of the CNB as of December 31, 2019, were used</p> <p>Asset items are valued pursuant to the Act No. 563/91 Coll., as amended</p> <p>Assets and equity and liabilities in a foreign currency:</p> <p>Available cash and current accounts in a foreign currency: CZK 64'137'565.50</p> <p>Receivables in a foreign currency: CZK 680'223.88</p> <p>Liabilities in a foreign currency: CZK 2'234'202.43</p>
e)	Determining the fair value of the relevant assets and liabilities pursuant to the law	Pursuant to Section 25 of the Act No. 563/1991 Coll., verification in the asset module of iFIS IS, list of assets as of December 31, 2019
f)	The amount and nature of individual items of income and expenses that are extraordinary due to their volumes or origin	These are expenses and income from ordinary activity
g)	Name, registered office and legal form of accounting unit in which the accounting unit is a partner with unlimited liability	---
h)	Individual items of long-term assets in thousands of CZK	<p>Long-term assets balance as of January 1, 2019: 4'625'282</p> <p>Increase in 2019: 180'129</p> <p>Decrease in 2019: 72'381</p> <p>Balance as of December 31, 2019: 4'733'030</p> <p>Amount of allowances and accumulated depreciation as of January 1, 2019: 1'756'803</p> <p>Increase in 2019: 173'699</p> <p>Decrease in 2019: 80'134</p> <p>Amount of allowances and accumulated depreciation as of December 31, 2019: 1'850'368</p>
i)	Total remuneration received by the auditor for the mandatory audit of the annual financial statement	CZK 250'000 excluding VAT

j)	Name of other accounting units in which the accounting unit itself or through a third party acting on its behalf and on the account of which holds an interest, this interest may also be in the form of shares, the size of the interest being indicated, the amount concerning shares, nominal values and types of the shares as well as the amount of the share capital, equity, funds and profit or loss of the other accounting unit for the past accounting period	see the list at the end of Notes to the financial statement
k)	Social security insurance liabilities payable and contribution to the state employment policy as of December 31, 2019: Public health insurance liabilities payable as of December 31, 2019: Statutory liability insurance of employees liabilities payable Tax arrears with tax authorities having local jurisdiction, indicating (date of origin, amount)	Social security liabilities in the amount of CZK 20'305'321 were paid by the payment deadline on January 9, 2020. Health insurance liabilities in the amount of CZK 8'985'712 were paid by the payment deadline on January 9, 2020. Statutory liability insurance of employees liability as of December 12, 2019 in the amount of CZK 840'563 was paid by the payment deadline on January 9, 2020. Road tax for 2019 - the liability from the annual tax statement amounted to CZK 3'872 and was paid on January 24, 2020. The USB had an excessive deduction in the amount of CZK 733'520 in respect of VAT as of December 31, 2020, which was paid in 2020. Withholding tax amounted to CZK 590'241 and was paid on January 9, 2020. Income tax from employment in an amount of CZK 9'497'039,- Kč was paid on January 9, 2020.
l)	Amount and nominal values of shares or interests, or should they not have a nominal value, information on their valuation	---
m)	Amounts of debts that were incurred in the accounting period in question and the residual maturity of which as of the date of the balance sheet exceeds five years as well as the amount of all debts of accounting units covered by a full guarantee given by this accounting unit while indicating the nature and form of the guarantee: such information is indicated separately for the item of each creditor according to the structure of the balance sheet	---
n)	The total amount of financial and other liabilities not included in the balance sheet	---
o)	Net profit structured according to core and economic activity and for the purposes of income tax: accounting net profit after tax from core activity: accounting net profit after tax from ancillary activity: accounting net profit after tax in total:	CZK 5'625'000 CZK 12'858'000 CZK 18'483'000
p)	Average registered adjusted number of employees Labour costs Statutory social security insurance Other social security insurance Statutory social expenses Other social expenses (incl. scholarships paid)	1'469,18 CZK 740'825'000 CZK 239'334'000 --- CZK 155'000 CZK 126'861'000
q)	The amount of specified remuneration and emoluments for the accounting period to members of statutory, supervisory and other bodies as laid down by the statutes, memorandum of association or other foundation document, due to their position, as well as the amount of arising or contractually agreed liabilities relating to the emoluments of former members of these bodies, indicating the total amount for each category of members	---
r)	Interests held by members of the accounting unit's executive, supervisory or other bodies, as laid down by the statutes, memorandum of association or other foundation document, and their family members in entities with which the accounting unit entered into business contracts or other contractual relationships during the accounting period reported on	---
s)	Amounts of advance payments, earnest payments and loans granted to members of the bodies referred to in point (q), indicating the interest rate, the key terms and conditions and, where applicable, the amounts paid, the debts received on their account as a type of guarantee, indicating the total amount for each category of members	---
t)	Method of determining the income tax base, the tax concessions used, and the ways in which resources that had been obtained from tax concessions in previous tax periods were used in the current accounting period (5), broken down by individual tax periods according to the requirements of special legal regulations 2015 2016 2017 2018 2019 (anticipated figure, corporate income tax is presented as of June 30, 2020)	The tax base was calculated in accordance with Section 18(5) of the Income Tax Act. Pursuant to Section 20(7) of the Income Tax Act, a discount was applied in determining the tax base, see below, and the resources thus saved are always used to cover expenditures related to the main activity in the following year. CZK 3'000'000 CZK 947'197 CZK 0.00 CZK 1'000'000 CZK 1'311'000

u)	Information about each significant item, from the balance sheet or profit and loss statement, where disclosure is material to the assessment of the accounting unit's financial position, assets and net profit , unless this information is directly or indirectly apparent from the balance sheet and the profit and loss statement: for significant items of assets, increases and decreases will also be indicated, especially for significant items that are included in or offset against other items in the balance sheet or profit and loss statement and are not indicated separately in the balance sheet and profit and loss statement, such as a breakdown of long-term bank loans, including interest rates, and a description of collateral for loans, subsidies received for operating purposes or for the acquisition of long-term intangible and tangible assets from the state budget, budgets of local self-governing units or state funds, indicating the amounts and sources of the subsidies	Information on subsidies provided is indicated in the Annual Report on Financial Management for 2019
v)	Overview of received and provided donations, the donors and recipients of these gifts, if they are significant items or if required by a special legal regulation	<p><u>Donations received in the amount of CZK 1'152'000 in total</u> Substantial:</p> <p>CZK 300'000 - Jan Ženka, donation to FSc for research CZK 200'000 - E.ON Česká republika, s.r.o., donation for the purchase of electronic information sources for the AL CZK 114'000 - Mars Czech s.r.o., Nutro brand feed CZK 100'000 - Czechoslovak Microscopy Society Prague, for the project entitled "Molecular mechanisms of the pathogenesis of Borrelia" CZK 67'000 - donations from natural persons for the animal shelter CZK 50'000 - Federation Of European Societies Of Plant Biology Freiburg, donation for a conference CZK 50'000 - Czech-German future fund, Endowment Fund - for publishing a scholarly publication</p> <p><u>Donations provided in the amount of CZK 193'000 in total</u> Substantial:</p> <p>CZK 50'000 - Contribution to the public collection entitled "Křiváčková Eliška" CZK 28'000 - financial rewards for participants of the MME conference CZK 25'000 - the Rector's Award for a prestigious scientific publication for 2019</p> <p>CZK 20'000 - Nadace partnerství - donation for the Josef Vavroušek prize</p>
w)	Overview of public collections pursuant to a special legal regulation, indicating the amounts collected and their purpose	<p>The "Bible for the Deaf" public collection - balance as of December 31, 2019 - CZK 12'411.14 The "Křiváčková Eliška" public collection - balance as of December 31, 2019 - CZK 204'316.70</p>
x)	Method of settlement of net profit from previous accounting periods, especially profit allocation Retained profit, outstanding loss in years balance as of December 31, 2019:	<p>After the approval by the AS USB, net profit of 2019 will be transferred into:</p> <p>Capital assets replacement fund in the amount of CZK 8'190'000 Fund for operational purposes in the amount of CZK 1'427'000 Fund for bonuses in the amount of CZK 8'866'000</p> <p style="text-align: right;">CZK 0.00</p>
y)	Individual production quotas, an individual limit for premium rights not accounted for by the accounting unit	---

Appendix to the financial statement of the USB for 2019, item j)

1. Persons/entities with a share in this entity – applicant – NON-RELEVANT

Name and Surname	Natural person/natural person conducting business
Birth registration number	
Permanent address at	
Identification number	
Name	Legal entity
Registered office at	
Identification number	

2. Entities in which the applicant has a share, share size

Name	Společenství vlastníků pro dům čp. 1036, 1037, Výstavní 1037, Vodňany II
Registered office at	Výstavní 1037, Vodňany II, 389 01 Vodňany
Identification number	28109465
Share size	193/5199

Name	Společenství vlastníků Šumava, J. Opletala 21 and 23, České Budějovice
Registered office at	J. Opletala 900/23, České Budějovice 2, 370 05 České Budějovice
Identification number	26042819
Share size	370/27104

Name	Rybářské sdružení České republiky
Registered office at	Lidická tř. 2156/108a, České Budějovice 7, 370 01 České Budějovice
Identification number	13497880
Share size	6,7 %

Name	Bytové družstvo Branišovská 44, 46, 48
Registered office at	Branišovská 944/48, České Budějovice 2, 370 05 České Budějovice
Identification number	26017296
Share size	1941/100000

Name	Společenství vlastníků jednotek Výstavní 1030 Vodňany
Registered office at	Výstavní 1030, Vodňany II, 389 01 Vodňany
Identification number	26044927
Share size	776/16573

Name	Společenství vlastníků jednotek Výstavní 1034 and 1035 Vodňany Vodňany
Registered office at	Výstavní 1035, Vodňany II, 389 01 Vodňany
Identification number	26041065
Share size	3219/132712

Name	Rybníkářské dědictví
Registered office at	Rybářská 801, Třeboň II, 379 01 Třeboň
Identification number	72042117
Share size	1/101

Name	Společenství vlastníků pro dům čp. 1041 a 1042 ve Vodňanech
Registered office at	Vodňany, Výstavní 1041, 38901
Identification number	28111508
Share size	215/5199

Name	Bytové družstvo Vltava 33
Registered office at	České Budějovice, Dlouhá 1133/33, 370 11
Identification number	25164961
Share size	562/100000

3. *Persons/entities that are in a business relationship with the applicant and benefit from the applicant's business or other gainful activity that differs from the benefit that was gained by independent persons in ordinary commercial dealings under the same or similar conditions - NON-RELEVANT*

Name and Surname	Natural person/natural person conducting business
Birth registration number	
Permanent address at	
Identification number	
Name	Legal entity
Registered office at	
Identification number	

List of buildings and premises under a lease

Annexe no. 13

No.	Name	Owner	Constituent part using the space	Address
1	FSc-CAS- libraries and lecture rooms	BC AV ČR v.v.i.	FSc	Braníšovská 31, 370 05 České Budějovice
2	FSc-CAS – administrative building	BC AV ČR v.v.i.	FSc	Braníšovská 31, 370 05 České Budějovice
3	FSc-CAS – automobile operation	BC AV ČR v.v.i.	Fsc	Braníšovská 31, 370 05 České Budějovice
4	FHSS- Ema Destinová elementary school	Statutární město ČB	FHSS	Emy Destinové 1138/46, 370 05 České Budějovice
5	FHSS- B.Němcové Hospital 54 – Upper pavilion	Nemocnice České Budějovice a.s.	FHSS	B. Němcové 54, 370 05 České Budějovice
6	FHSS- B.Němcové Hospital 54 – Lower pavilion	Nemocnice České Budějovice a.s.	FHSS	B. Němcové 54, 370 05 České Budějovice
7	FFPW- Chateau	ÚSBĚ AV ČR v.v.i.	FFPW	Zámek 136, 373 33 Nové Hradý
8	TF- Office of the Dean and premises for instruction	Biskupství českobudějov.	FT	Kněžská 8, 370 01 České Budějovice
9	Green – Laboratory of experimental complex systems	BC AV ČR v.v.i.	FFPW	Zámek bez č.p., 373 33 Nové Hradý
10	Laboratories - renovation	BC AV ČR v.v.i.	FFPW	Zámek bez č.p., 373 33 Nové Hradý
11	FSc-CAS- libraries and lecture rooms	BC AV ČR v.v.i.	REC	Braníšovská 31, 370 05 České Budějovice
12	FSc-CAS-IPMB lecture room	BC AV ČR v.v.i.	FSc	Braníšovská 31, 370 05 České Budějovice
13	FSc-CAS - Na Sádkách 7	BC AV ČR v.v.i.	FSc	Na Sádkách 7, 370 05 České Budějovice
14	Krajinská Street no. 36/2, České Budějovice 1, total surface area of 196,73 m ²	Statutární město ČB	REC - BC	Krajinská č.p. 36/2, České Budějovice 1, total surface area of 196,73 m ²
15	Přemysl Otakar II. Square no. 41/11, České Budějovice 1	Statutární město ČB	REC - GC	nám. Přemysla Otakara II. č.p. 41/11, České Budějovice 1, total surface area of 73 m ²
16	Building at the plot no. 50/2 courtyard	AGRIPROD CZ a.s.	REC - GC	Adjacent to the courtyard – the space described above.

List of leased premises

Annexe no. 13

No.	Name	Address
1	JAIP	Na Zlaté stoce 1619, 37005 ČESKÉ BUDĚJOVICE
2	Service house	Suchomelka 863, Vodňany

Independent Audit Report

Report recipient:	Academic Senate, Board of Trustees and statutory body
Registered name of the accounting unit:	The University of South Bohemia in České Budějovice (hereinafter as the “Company”)
ID No.:	60076658
Legal form:	public higher education institution
Scope of business and purpose of activities:	see detailed information in the Notes to the financial statement
Period or the date of the Financial Statement and the Annual Report:	Verification was carried out for the period from 1/1/2019 to 31/12/2019
Balance sheet date:	31/12/2019

The Financial Statement and its Notes and the Annual Report are the subjects of the verification
Verification purpose and audit type: the statutory audit of the accuracy and completeness of the Financial Statement intended for the Academic Senate, Board of Trustees and the statutory body

Audit Opinion

We executed an audit of the enclosed Financial Statement of the Company prepared on the basis of Czech accounting regulations. The Financial Statement consists of a balance sheet as of 31/12/2019, profit and loss statement, cash flow statement for the year ending on December 31, 2019, and the notes to the financial statement that contains a description of important accounting methods used and other explanatory information. Information on the Company is displayed in the notes to the financial statement.

In our opinion, the Financial Statement reflects a true and fair view of assets and liabilities and equity of the Company as of 31/12/2019 as well as expenses and income and net profit and cash flow for the year ending on December 31, 2019, in accordance with Czech accounting regulations.

Basis for the Opinion

We executed the audit in accordance with the Act on Auditors and Auditing Standards of Chamber of Auditors of the Czech Republic (CA CZ) for audits that potentially supplements and amends the International Standards on Auditing (ISA) by corresponding application clauses. Our responsibility set by these regulations is described in greater detail in the section entitled Auditor’s Responsibility for the Audit of the Financial Statement. In accordance with the Act on Auditors and the Code of Ethics adopted by the Chamber of Auditors of the Czech Republic, we are independent from the Company and we have also fulfilled other ethical duties arising from aforementioned regulations. We believe that the audit evidence that we have collected provide a sufficient and appropriate basis for our opinion.

Other Information in the Annual Report

Information in the Annual Report not included in the financial statement and our audit report is considered as other information. The management of the Company is responsible for other information.

Our opinion on the financial statement does not apply to other information. Nevertheless, it is a part of our responsibilities related to the audit of the financial statement to familiarize ourselves with other information and to assess whether other information is not in a substantial (material) inconsistency with the financial statement or our knowledge about the accounting unit obtained even during executing the audit or whether the information does not appear to be substantially (materially) incorrect.

On the basis of the procedures performed, to the extent that we are able to assess it, we are stating that other information describing facts that are also the subject of display in the financial statement is in all substantial (material) aspects in accordance with the financial statement.

Furthermore, we are required to state that on the basis of the knowledge and understanding about the Company that we have obtained during the execution of the audit, we have not found the other information that we have received to contain substantial (material) factual inaccuracies.

Responsibility of the Statutory Body of the Company for the Financial Statement

The statutory body of the Company is responsible for the composition of the financial statement giving a true and fair view in accordance with Czech accounting regulations and for such an internal control system that the statutory body considers necessary for composing the financial statement in such a way that it does not contain substantial (material) inaccuracies caused by fraud or error.

When composing the financial statement, the statutory body of the Company is required to assess whether the Company is able to continuously remain in existence and if it is relevant, to describe matters related to its continuous existence and the use of the assumption of its continuous existence during the composition of the financial statement, with the exception of cases when the termination of the Company or termination of its activity is planned or in the cases when the statutory body has no other realistic option than to do so.

Responsibility of the Auditor for the Financial Statement Audit

Our aim is to obtain a reasonable assurance that the financial statement as a whole does not contain a substantial (material) inaccuracy caused by fraud or error and to publish the Audit Report containing our opinion. The reasonable assurance is a high level of assurance, nevertheless, it is not a guarantee that the audit executed in accordance with abovementioned regulations will uncover a potential substantial (material) inaccuracy in existence in all cases. Inaccuracies may arise due to frauds or errors and are considered substantial (material) if it may be expected realistically that they could individually or in the aggregate affect economic decisions that users of the financial statement make on its basis.

When executing the audit in accordance with abovementioned regulations, it is our duty to exercise professional judgement and maintain professional scepticism during the whole audit. Furthermore, it is our duty to:

- Identify and assess risks of a substantial (material) inaccuracy of the financial statement caused by fraud or error, design and execute audit procedures reacting to the risks and obtain sufficient and appropriate evidence to express our opinion on its basis. The risk that we will not uncover a substantial (material) inaccuracy that was caused as a consequence of fraud is greater than the risk of not uncovering substantial (material) inaccuracies caused by error because secret agreements, forgery, intentional omissions, untrue declarations or circumventing internal controls by responsible bodies may be parts of the fraud.
- Familiarise ourselves with the internal control system of the Company that is relevant to the audit to such an extent that we are able to design audit procedures that are appropriate with respect to circumstances in question but not to express an opinion on the efficiency of the internal control system.
- Assess the appropriateness of accounting rules used, reasonableness of accounting estimates performed and information that the statutory body displayed in the Notes to the financial statement in this context.

- Assess the appropriateness of using the assumption of continuous existence when composing the financial statement by the statutory body and whether, with respect to collected evidence, there is a substantial (material) uncertainty arising from events or conditions that may substantially call into question the ability of the Company to continuously remain in existence. Should we reach the conclusion that there is such a substantial (material) uncertainty, it is our duty to draw attention to the information displayed in the Notes to the financial statement in this context in our report and should the information not be sufficient, it is our duty to express a modified opinion. Our conclusions related to the ability of the Company to remain continuously in existence are based on evidence that we obtained up to the date of our Report. Nevertheless, future events or conditions may result in the Company losing its ability to remain in existence continuously.
- Assess the overall presentation, structure and content of the financial report including the Notes and also whether the report displays underlying transactions and events in a manner that results in an accurate presentation.


It is our responsibility to inform the statutory body and the Board of Trustees, among other things, about the planned scope and timing of the audit and important findings that we made including substantial deficiencies found in the internal control system.

AUDIT Ortman s.r.o. audit firm CZ, registered by the Registration Court
maintained by the Regional Court in České Budějovice, sec. C, file 3760,
registered by the Chamber of Auditors of the Czech Republic on February 7, 1995, licence no. 086,
U Tří lvů 8, České Budějovice
On behalf of the firm, the Report was prepared by:
Ing. Pavel Ortman, licence no. 1106, Firm Director

In České Budějovice on May 22, 2020

Annexe: balance sheet
profit and loss statement
notes to the financial statement that were subject to verification





Jihočeská univerzita
v Českých Budějovicích
University of South Bohemia
in České Budějovice

The Annual Report on Financial Management for 2019

List of abbreviations and acronyms

LIST OF ABBREVIATIONS AND ACRONYMS

Abbreviation/Acronym	Abbreviation/Acronym meaning
CARF	Capital assets regeneration fund
CAP	Capital resources
CF	Cash flow
CZ	Czech Republic
ERDF	European Regional Development Fund
ESF	European Social Fund
ETC	European Territorial Cooperation
EU	European Union
FB	Fund for bonuses
FEFR	Fund for earmarked financial resources
FOP	Fund for operational purposes
GA CR	Czech Science Foundation
GA USB	Grant Agency of the University of South Bohemia
GRI	Great research infrastructure
IP	Institutional Plan
IS	Information system
LCDRO	Long-term conceptual development of a research organisation
LLL	Lifelong learning
MA	Ministry of Agriculture
MEYS	Ministry of Education, Youth and Sports
MH	Ministry of Health
MI	Ministry of the Interior
NCAP	Non-capital resources
NI	Net income
OPC	Other personnel costs (agreement to perform a job and agreement to perform work)
OPE	Operational Programme Employment
OP EIC	Operational Programme for Enterprise and Innovation for Competitiveness
OP RDE	Operational Programme Research, Development and Education
OP RDI	Operational Programme Research and Development for Innovations
OP SF EU	Operational Programmes of Structural Funds of the European Union
PA	Priority axis/area
PHEI	Public higher education institution
PROGFIN	Programme financing of asset regeneration
R&D	Research and development
R&D&I	Research, development and innovation
RIV	Register of information on results
SF	Scholarship fund
SF EU	Structural funds of the European Union
SUR	Specific university research
U3A	University of the Third Age
USB	University of South Bohemia

The Annual Report on Financial Management of the University of South Bohemia in České Budějovice for 2019:

is submitted by Prof. PhDr. Bohumil Jiroušek, Dr., Rektor
was approved by the Academic Senate of the University of South Bohemia in České Budějovice on June 6, 2020
was debated by the Board of Trustees of the University of South Bohemia in České Budějovice on June 22, 2020

Issued by: The University of South Bohemia in České Budějovice
Address: Branišovská 1645/31a, 370 05 České Budějovice
www: www.jcu.cz
Editorial board: The Bursar of the University of South Bohemia in České Budějovice et al.
Issued in: June 2020

ISBN: 978-80-7394-801-6

Vision

In 2020, the University of South Bohemia aspires to be:

- a university beneficial to the city and region
- a sought-after friendly university, which belongs among the best in the Czech Republic
- a competitive university on the European and global scale

Values

Professional

International

Open

Ambitious

Integrating

